

FINOLEX PIPES & FITTINGS

PLUMBING | SANITATION | AGRICULTURE

LONG LASTING PIPES




PRICE LIST









w.e.f. : 1st March, 2023

FINOLEX PIPES & FITTINGS

CPVC PIPES IN SDR 11 AS PER 15778


| Product Name | Size Inch | Size MM | Std. Pkg | MRP/ Mtr. | MRP/ 3 Mtr. |
|---|-----------|---------|----------|-----------|-------------|
| PIPES SDR-11 (3 Mtr.)  | 1/2" | 15 | 100 | 82.00 | 246.00 |
| | 3/4" | 20 | 50 | 125.50 | 376.50 |
| | 1" | 25 | 30 | 199.00 | 597.00 |
| | 1-1/4" | 32 | 20 | 306.00 | 918.00 |
| | 1-1/2" | 40 | 15 | 419.00 | 1257.00 |
| | 2" | 50 | 10 | 703.00 | 2109.00 |

CPVC FITTING IN SDR 11 AS PER ASTM D 2846







| Product Name | Size Inch | Size MM | Std. Pkg | MRP/ Per Pc | Product Code |
|--|---|-------------|----------|-------------|--------------|
| COUPLER  | 1/2" | 15 | 350 | 13.50 | 6001 |
| | 3/4" | 20 | 300 | 16.50 | 6331 |
| | 1" | 25 | 350 | 27.50 | 6003 |
| | 1-1/4" | 32 | 220 | 55.50 | 6004 |
| | 1-1/2" | 40 | 140 | 100.00 | 6005 |
| | 2" | 50 | 20 | 198.50 | 6006 |
| | ELBOW (90°)  | 1/2" | 15 | 500 | 18.00 |
| 3/4" | | 20 | 240 | 19.50 | 6333 |
| 1" | | 25 | 100 | 41.00 | 6334 |
| 1-1/4" | | 32 | 54 | 89.00 | 6335 |
| 1-1/2" | | 40 | 44 | 166.50 | 6336 |
| 2" | | 50 | 16 | 327.50 | 6012 |
| Reducing Elbow  | | 3/4" x 1/2" | 20 x 15 | 150 | 30.50 |
| | 1" x 1/2" | 25 x 15 | 180 | 48.50 | 6157 |
| | 1" x 3/4" | 25 x 20 | 110 | 70.00 | 6352 |
| | 1 1/4" x 1/2" | 32 x 15 | 105 | 121.50 | 6159 |
| | 1 1/4" x 3/4" | 32 x 20 | 75 | 89.00 | 6160 |
| | 1 1/4" x 1" | 32 x 25 | 75 | 94.00 | 6161 |
| | 1 1/2" x 3/4" | 40 x 20 | 40 | 119.50 | 6162 |
| | 1 1/2" x 1" | 40 x 25 | 36 | 145.00 | 6163 |
| 2" x 1" | 50 x 25 | 24 | 337.00 | 6164 | |
| ELBOW (45°)  | 1/2" | 15 | 250 | 19.50 | 6017 |
| | 3/4" | 20 | 270 | 29.00 | 6337 |
| | 1" | 25 | 153 | 50.00 | 6338 |
| | 1-1/4" | 32 | 40 | 104.00 | 6020 |
| | 1-1/2" | 40 | 25 | 157.00 | 6021 |
| | 2" | 50 | 12 | 326.50 | 6022 |
| | TEE  | 1/2" | 15 | 200 | 23.00 |
| 3/4" | | 20 | 340 | 33.00 | 6026 |
| 1" | | 25 | 180 | 51.00 | 6027 |
| 1-1/4" | | 32 | 100 | 112.00 | 6028 |
| 1-1/2" | | 40 | 56 | 202.50 | 6029 |
| 2" | | 50 | 10 | 410.50 | 6030 |
| MAPT  | | 1/2" | 15 | 300 | 16.50 |
| | 3/4" | 20 | 300 | 24.00 | 6341 |
| | 1" | 25 | 390 | 35.00 | 6053 |
| | 1-1/4" | 32 | 75 | 59.00 | 6054 |
| | 1-1/2" | 40 | 50 | 86.50 | 6055 |
| | 2" | 50 | 25 | 160.50 | 6056 |
| | 3/4" x 1/2" | 20 x 15 | 150 | 30.00 | 6182 |
| 1" x 3/4" | 25 x 20 | 180 | 40.50 | 6183 | |
| FAPT  | 1/2" | 15 | 200 | 21.00 | 6063 |
| | 3/4" | 20 | 250 | 30.50 | 6342 |
| | 1" | 25 | 125 | 45.50 | 6343 |
| | 1-1/4" | 32 | 40 | 108.00 | 6066 |
| | 1-1/2" | 40 | 30 | 150.50 | 6067 |
| | 2" | 50 | 20 | 228.00 | 6068 |
| | 3/4" x 1/2" | 20 x 15 | 160 | 36.50 | 6187 |
| SWEEP BEND  | 3/4" | 20 | 100 | 45.50 | 6105 |
| | 1" | 25 | 50 | 78.50 | 6106 |
| | 1-1/4" | 32 | 30 | 128.00 | 6107 |

CPVC PIPES & FITTINGS

CPVC PIPES IN SDR 13.5 AS PER 15778

| Product Name | Size Inch | Size MM | Std. Pkg | MRP/ Mtr. | MRP/ 3 Mtr. |
|---|-----------|---------|----------|-----------|-------------|
| PIPES SDR-13.5 (3 Mtr.)  | 1/2" | 15 | 100 | 70.00 | 210.00 |
| | 3/4" | 20 | 50 | 115.00 | 345.00 |
| | 1" | 25 | 30 | 167.50 | 502.50 |
| | 1-1/4" | 32 | 20 | 258.00 | 774.00 |
| | 1-1/2" | 40 | 15 | 354.00 | 1062.00 |
| | 2" | 50 | 10 | 594.00 | 1782.00 |


CPVC FITTING IN SDR 11 AS PER ASTM D 2846


| Product Name | Size Inch | Size MM | Std. Pkg | MRP/ Per Pc | Product Code |
|--|--|-------------|----------|-------------|--------------|
| UNION  | 1/2" | 15 | 100 | 54.50 | 6075 |
| | 3/4" | 20 | 100 | 90.50 | 6344 |
| | 1" | 25 | 75 | 114.50 | 6345 |
| | 1-1/4" | 32 | 25 | 175.50 | 6078 |
| | 1-1/2" | 40 | 15 | 291.00 | 6079 |
| | 2" | 50 | 8 | 504.00 | 6080 |
| | TANK NIPPLE SOCKET  | 1/2" | 15 | 150 | 46.50 |
| 3/4" | | 20 | 100 | 62.50 | 6094 |
| 1" | | 25 | 80 | 82.00 | 6095 |
| 1-1/4" | | 32 | 45 | 133.00 | 6096 |
| 1-1/2" | | 40 | 24 | 188.00 | 6097 |
| 2" | | 50 | 18 | 292.50 | 6098 |
| TANK NIPPLE  | | 1/2" | 15 | 75 | 57.00 |
| | 3/4" | 20 | 75 | 67.50 | 6088 |
| | 1" | 25 | 60 | 101.00 | 6348 |
| | 1-1/4" | 32 | 30 | 150.50 | 6090 |
| | 1-1/2" | 40 | 20 | 220.50 | 6091 |
| | 2" | 50 | 12 | 334.50 | 6092 |
| | REDUCING BUSH  | 3/4" x 1/2" | 20 x 15 | 400 | 12.00 |
| 1" x 1/2" | | 25 x 15 | 200 | 27.00 | 6142 |
| 1" x 3/4" | | 25 x 20 | 450 | 20.00 | 6351 |
| 1-1/4" x 1/2" | | 32 x 15 | 150 | 50.00 | 6144 |
| 1-1/4" x 3/4" | | 32 x 20 | 120 | 38.00 | 6145 |
| 1-1/4" x 1" | | 32 x 25 | 125 | 32.00 | 6146 |
| 1-1/2" x 1/2" | | 40 x 15 | 80 | 75.50 | 6147 |
| 1-1/2" x 3/4" | | 40 x 20 | 75 | 60.00 | 6148 |
| 1-1/2" x 1" | | 40 x 25 | 75 | 59.00 | 6149 |
| 1-1/2" x 1-1/4" | | 40 x 32 | 100 | 42.50 | 6150 |
| 2" x 1/2" | | 50 x 15 | 40 | 120.00 | 6151 |
| 2" x 3/4" | | 50 x 20 | 40 | 112.00 | 6152 |
| 2" x 1" | | 50 x 25 | 40 | 112.00 | 6153 |
| 2" x 1-1/4" | | 50 x 32 | 30 | 121.00 | 6154 |
| 2" x 1-1/2" | | 50 x 40 | 40 | 100.00 | 6155 |
| REDUCING TEE  | 3/4" x 1/2" | 20 x 15 | 80 | 46.50 | 6168 |
| | 1" x 1/2" | 25 x 15 | 50 | 75.50 | 6169 |
| | 1" x 3/4" | 25 x 20 | 200 | 87.50 | 6170 |
| | 1-1/4" x 1/2" | 32 x 15 | 30 | 137.50 | 6171 |
| | 1-1/4" x 3/4" | 32 x 20 | 25 | 158.00 | 6172 |
| | 1-1/4" x 1" | 32 x 25 | 30 | 130.50 | 6173 |
| | 1-1/2" x 1/2" | 40 x 15 | 20 | 221.00 | 6174 |
| | 1-1/2" x 3/4" | 40 x 20 | 20 | 215.00 | 6175 |
| | 1-1/2" x 1" | 40 x 25 | 20 | 218.00 | 6176 |
| | 1-1/2" x 1-1/4" | 40 x 32 | 20 | 210.50 | 6177 |
| | 2" x 3/4" | 50 x 20 | 14 | 415.00 | 6178 |
| | 2" x 1" | 50 x 25 | 12 | 403.00 | 6179 |
| | 2" x 1-1/4" | 50 x 32 | 10 | 445.50 | 6180 |
| | 2" x 1-1/2" | 50 x 40 | 10 | 408.00 | 6181 |
| | NON RETURN VALVE  | 3/4" | 20 | 20 | 186.50 |
| 1" | | 25 | 20 | 325.00 | 6200 |


FINOLEX


PIPES & FITTINGS


CPVC FITTINGS IN SDR 11 AS PER 2846


| Product Name | Size Inch | Size MM | Std. Pkg | MRP/Per Pc | Product Code |
|--|-----------|---------|----------|------------|--------------|
| ENDCAP  | 1/2" | 15 | 400 | 10.50 | 6045 |
| | 3/4" | 20 | 588 | 14.50 | 6339 |
| | 1" | 25 | 300 | 23.00 | 6340 |
| | 1-1/4" | 32 | 100 | 45.50 | 6048 |
| | 1-1/2" | 40 | 60 | 66.50 | 6049 |
| | 2" | 50 | 30 | 136.00 | 6050 |


| Product Name | Size Inch | Size MM | Std. Pkg | MRP/Per Pc | Product Code |
|---|-----------------|---------|----------|------------|--------------|
| REDUCER  | 3/4" x 1/2" | 20 x 15 | 200 | 21.50 | 6126 |
| | 1" x 1/2" | 25 x 15 | 150 | 32.00 | 6127 |
| | 1" x 3/4" | 25 x 20 | 204 | 36.00 | 6350 |
| | 1-1/4" x 1/2" | 32 x 15 | 60 | 75.50 | 6129 |
| | 1-1/4" x 3/4" | 32 x 20 | 60 | 74.00 | 6130 |
| | 1-1/4" x 1" | 32 x 25 | 60 | 79.00 | 6131 |
| | 1-1/2" x 1/2" | 40 x 15 | 40 | 110.00 | 6132 |
| | 1-1/2" x 3/4" | 40 x 20 | 40 | 118.50 | 6133 |
| | 1-1/2" x 1" | 40 x 25 | 40 | 108.00 | 6134 |
| | 1-1/2" x 1-1/4" | 40 x 32 | 40 | 104.00 | 6135 |
| | 2" x 1/2" | 50 x 15 | 108 | 226.00 | 6136 |
| | 2" x 3/4" | 50 x 20 | 16 | 251.50 | 6137 |
| | 2" x 1" | 50 x 25 | 30 | 185.00 | 6138 |
| | 2" x 1-1/4" | 50 x 32 | 20 | 202.50 | 6139 |
| | 2" x 1-1/2" | 50 x 40 | 30 | 252.00 | 6140 |

| Product Name | Size Inch | Size MM | Std. Pkg | MRP/Per Pc | Product Code |
|--|-------------|---------|----------|------------|--------------|
| ELBOW (Brass Insert)  | 1/2" | 15 | 160 | 72.50 | 9551 |
| | 3/4" | 20 | 90 | 101.50 | 6014 |
| | 1" | 32 | 40 | 392.50 | 6015 |
| | 1 1/4" | 40 | 20 | 508.50 | 6016 |
| | 3/4" x 1/2" | 20 x 15 | 130 | 75.50 | 9556 |
| | 1" x 1/2" | 25 x 15 | 100 | 142.00 | 9557 |
| | 1" x 3/4" | 25 x 20 | 60 | 209.00 | 6167 |

| Product Name | Size Inch | Size MM | Std. Pkg | MRP/Per Pc | Product Code |
|--|---------------|---------|----------|------------|--------------|
| TEE (Brass Insert)  | 1/2" | 15 | 100 | 86.00 | 6037 |
| | 3/4" | 20 | 60 | 139.00 | 6038 |
| | 1" | 25 | 28 | 280.50 | 6039 |
| | 1 1/4" | 32 | 25 | 592.50 | 6040 |
| | 3/4" x 1/2" | 20 x 15 | 120 | 94.00 | 9552 |
| | 1" x 1/2" | 25 x 15 | 64 | 161.00 | 9553 |
| | 1" x 3/4" | 25 x 20 | 40 | 213.50 | 6043 |
| | 1 1/4" x 1/2" | 32 x 15 | 24 | 273.50 | 6044 |

| Product Name | Size Inch | Size MM | Std. Pkg | MRP/Per Pc | Product Code |
|--|-------------|---------|----------|------------|--------------|
| MTA (Brass Insert)  | 1/2" | 15 | 60 | 162.50 | 6057 |
| | 3/4" | 20 | 135 | 219.00 | 9554 |
| | 1" | 25 | 80 | 339.00 | 9555 |
| | 1-1/4" | 32 | 18 | 673.50 | 6060 |
| | 1-1/2" | 40 | 16 | 839.50 | 6061 |
| | 2" | 50 | 6 | 1555.00 | 6062 |
| | 3/4" x 1/2" | 20 x 15 | 160 | 133.00 | 9558 |
| | 1" x 1/2" | 25 x 15 | 75 | 238.00 | 6185 |
| | 1" x 3/4" | 25 x 20 | 80 | 229.50 | 6186 |


| Product Name | Size Inch | Size MM | Std. Pkg | MRP/Per Pc | Product Code |
|--|---------------|---------|----------|------------|--------------|
| FTA (Brass Insert)  | 1/2" | 15 | 60 | 148.50 | 6069 |
| | 3/4" | 20 | 45 | 209.00 | 6070 |
| | 1" | 25 | 30 | 324.00 | 6071 |
| | 1-1/4" | 32 | 14 | 662.50 | 6072 |
| | 1-1/2" | 40 | 14 | 740.50 | 6073 |
| | 2" | 50 | 6 | 1422.00 | 6074 |
| | 3/4" x 1/2" | 20 x 15 | 200 | 95.50 | 9559 |
| | 1" x 1/2" | 25 x 15 | 90 | 115.00 | 6189 |
| | 1" x 3/4" | 25 x 20 | 60 | 121.00 | 6190 |
| | 1 1/4" x 1/2" | 32 x 15 | 48 | 122.50 | 6191 |


| Product Name | Size Inch | Size MM | Std. Pkg | MRP/Per Pc | Product Code |
|--|-------------|---------|----------|------------|--------------|
| TEE HOLDER  | 1/2" x 1/2" | 15 x 15 | 150 | 17.50 | 6192 |
| | 3/4" x 1/2" | 20 x 15 | 105 | 22.50 | 6193 |


CPVC


PIPES & FITTINGS


CPVC FITTINGS IN SDR 11 AS PER 2846


| Product Name | Size Inch | Size MM | Std. Pkg | MRP/Per Pc | Product Code |
|--|-----------|---------|----------|------------|--------------|
| STEP OVER BEND  | 1/2" | 15 | 50 | 62.50 | 6081 |
| | 3/4" | 20 | 60 | 91.00 | 6346 |
| | 1" | 25 | 20 | 168.00 | 6083 |
| | 1-1/4" | 32 | 20 | 285.50 | 6347 |
| | 1-1/2" | 40 | 20 | 294.00 | 6085 |
| | 2" | 50 | 6 | 642.50 | 6086 |


| Product Name | Size Inch | Size MM | Std. Pkg | MRP/Per Pc | Product Code |
|---|-----------------|---------|----------|------------|--------------|
| TRANSITION BUSH  | 1/2" x 1/2" | 15 x 15 | 300 | 13.50 | 6099 |
| | 3/4" x 3/4" | 20 x 20 | 400 | 17.50 | 6349 |
| | 1" x 1" | 25 x 25 | 100 | 25.50 | 6101 |
| | 1-1/4" x 1-1/4" | 32 x 32 | 100 | 43.50 | 6102 |
| | 1-1/2" x 1-1/2" | 40 x 40 | 40 | 55.50 | 6103 |
| | 2" x 2" | 50 x 50 | 20 | 83.50 | 6104 |


| Product Name | Size Inch | Size MM | Std. Pkg | MRP/Per Pc | Product Code |
|---|-----------|---------|----------|------------|--------------------|
| BALL VALVE (CTS Socket)  | 1/2" | 15 | 50 | 97.00 | 6114 / 6371 |
| | 3/4" | 20 | 48 | 171.00 | 6115 / 6372 |
| | 1" | 25 | 24 | 320.00 | 6116 / 6373 |
| | 1-1/4" | 32 | 12 | 563.00 | 6117 / 6374 |
| | 1-1/2" | 40 | 8 | 884.00 | 6118 / 6375 |
| | 2" | 50 | 4 | 1553.50 | 6119 / 6376 |


| Product Name | Size Inch | Size MM | Std. Pkg | MRP/Per Pc | Product Code |
|---|-----------|---------|----------|------------|--------------|
| CROSS TEE  | 1/2" | 15 | 150 | 31.50 | 6031 |
| | 3/4" | 20 | 75 | 65.00 | 6032 |
| | 1" | 25 | 40 | 110.00 | 6033 |
| | 1-1/4" | 32 | 20 | 117.50 | 6034 |
| | 1-1/2" | 40 | 18 | 190.50 | 6035 |
| | 2" | 50 | 8 | 349.50 | 6036 |


| Product Name | Size Inch | Size MM | Std. Pkg | MRP/Per Pc | Product Code |
|---|-----------|---------|----------|------------|--------------|
| 3 WAY ELBOW  | 3/4" | 20 | 400 | 48.00 | 6023 |
| | 1" | 25 | 200 | 80.50 | 6024 |

| Product Name | Size Inch | Size MM | Std. Pkg | MRP/Per Pc | Product Code |
|--|-----------|---------|----------|------------|--------------|
| HEX NIPPLE  | 1/2" | 15 | 300 | 12.00 | 6194 |
| | 3/4" | 20 | 700 | 21.00 | 6195 |
| | 1" | 25 | 390 | 35.50 | 6196 |
| | 1-1/4" | 32 | 75 | 53.50 | 6197 |
| | 1-1/2" | 40 | 50 | 80.00 | 6198 |


| Product Name | Size Inch | Size MM | Std. Pkg | MRP/Per Pc | Product Code |
|---|-----------|---------|----------|------------|--------------|
| POWDER COATED METAL CLAMP  | 1/2" | 15 | 800 | 16.50 | 9112 |
| | 3/4" | 20 | 500 | 19.50 | 9113 |
| | 1" | 25 | 400 | 20.50 | 9114 |
| | 1-1/4" | 32 | 300 | 22.50 | 9115 |
| | 1-1/2" | 40 | 250 | 28.00 | 9116 |
| | 2" | 50 | 200 | 29.00 | 9117 |

| Product Name | Size Inch | Size MM | Std. Pkg | MRP/Per Pc | Product Code |
|---|-----------|---------|----------|------------|--------------|
| PIPE CLIP  | 1/2" | 15 | 600 | 4.50 | 6108 |
| | 3/4" | 20 | 600 | 5.50 | 6109 |
| | 1" | 25 | 360 | 6.00 | 6110 |
| | 1-1/4" | 32 | 225 | 10.50 | 6111 |
| | 1-1/2" | 40 | 210 | 12.00 | 6112 |
| | 2" | 50 | 120 | 16.50 | 6113 |


| Product Name | Size | Std. Pkg | MRP/Per Pc | Product Code | |
|---|--------|----------|------------|--------------|-------------|
| SOLVENT CEMENT MEDIUM  | 59 ML | TIN | 48 | 126.00 | 9016 |
| | 118 ML | TIN | 192 | 198.00 | 9017 |
| | 237 ML | TIN | 96 | 337.00 | 9018 |
| | 473 ML | TIN | 24 | 611.00 | 9019 |
| | 946 ML | TIN | 24 | 1179.00 | 9020 |

| Product Name | Size | Std. Pkg | MRP/Per Pc | Product Code | |
|--|--------|----------|------------|--------------|-------------|
| PRIMER  | 237 ML | TIN | 96 | 291.00 | 9029 |





CPVC PIPES IN SCH 40 AS PER ASTM F 441

| Product Name | Size Inch | Size MM | Std. Pkg | MRP / Mtr. | MRP / 3 Mtr. |
|--|-----------|---------|----------|------------|--------------|
| PIPES SCH-40 (3 Mtr.)  | 2-1/2" | 65 | 5 | 1109.50 | 3328.50 |
| | 3" | 80 | 3 | 1525.50 | 4576.50 |
| | 4" | 100 | 2 | 2258.50 | 6775.50 |
| | 6" | 150 | 1 | 4146.00 | 12438.00 |


CPVC PIPES IN SCH 80 AS PER ASTM F 441


| Product Name | Size Inch | Size MM | Std. Pkg | MRP / Mtr. | MRP / 3 Mtr. |
|--|-----------|---------|----------|------------|--------------|
| PIPES SCH-80 (3 Mtr.)  | 2-1/2" | 65 | 5 | 1474.50 | 4423.50 |
| | 3" | 80 | 3 | 2096.00 | 6288.00 |
| | 4" | 100 | 2 | 3051.50 | 9154.50 |
| | 6" | 150 | 1 | 6373.50 | 19120.50 |


CPVC FITTING IN SCH 80 AS PER ASTM F 439 FROM 6" ONWARDS SCH 40


| Product Name | Size Inch | Size MM | Std. Pkg | MRP / per Pc | Product Code |
|---|-----------|---------|----------|--------------|--------------|
| COUPLER  | 2-1/2" | 65 | 8 | 596.50 | 6228 |
| | 3" | 80 | 6 | 844.00 | 6229 |
| | 4" | 100 | 3 | 1318.50 | 6230 |
| | 6" | 150 | 1 | 1938.00 | 6219 |
| ELBOW (90°)  | 2-1/2" | 65 | 5 | 964.50 | 6231 |
| | 3" | 80 | 3 | 1416.50 | 6232 |
| | 4" | 100 | 2 | 2407.50 | 6233 |
| | 6" | 150 | 1 | 3856.00 | 6220 |
| ELBOW (45°)  | 2-1/2" | 65 | 6 | 840.50 | 6234 |
| | 3" | 80 | 4 | 1194.50 | 6235 |
| | 4" | 100 | 2 | 2162.50 | 6236 |
| | 6" | 150 | 1 | 4227.00 | 6221 |
| ENDCAP  | 2-1/2" | 65 | 14 | 368.50 | 6240 |
| | 3" | 80 | 8 | 553.50 | 6241 |
| | 4" | 100 | 5 | 959.00 | 6242 |
| | 6" | 150 | 1 | 1602.00 | 6223 |


CPVC FITTING IN SCH 80 AS PER ASTM F 439 FROM 6" ONWARDS SCH 40


| Product Name | Size Inch | Size MM | Std. Pkg | MRP / per Pc | Product Code |
|--|-----------------|----------|----------|--------------|--------------|
| REDUCER  | 2 1/2" x 1/2" | 65 x 15 | 24 | 582.50 | 6249 |
| | 2 1/2" x 3/4" | 65 x 20 | 24 | 601.50 | 6250 |
| | 2 1/2" x 1" | 65 x 25 | 24 | 603.00 | 6251 |
| | 2 1/2" x 1 1/4" | 65 x 32 | 24 | 675.50 | 6252 |
| | 2 1/2" x 1 1/2" | 65 x 40 | 24 | 678.00 | 6253 |
| | 2 1/2" x 2" | 65 x 50 | 24 | 730.00 | 6254 |
| | 3" x 1/2" | 80 x 15 | 18 | 1004.00 | 6255 |
| | 3" x 3/4" | 80 x 20 | 18 | 1011.00 | 6256 |
| | 3" x 1" | 80 x 25 | 18 | 1020.50 | 6257 |
| | 3" x 1 1/4" | 80 x 32 | 18 | 1026.00 | 6258 |
| | 3" x 1 1/2" | 80 x 40 | 18 | 1035.00 | 6259 |
| | 3" x 2" | 80 x 50 | 18 | 1047.00 | 6260 |
| | 3" x 2 1/2" | 80 x 65 | 18 | 931.50 | 6261 |
| | 4" x 1/2" | 100 x 15 | 10 | 1852.00 | 6262 |
| | 4" x 3/4" | 100 x 20 | 10 | 1869.50 | 6263 |
| | 4" x 1" | 100 x 25 | 10 | 1880.50 | 6264 |
| | 4" x 1 1/4" | 100 x 32 | 10 | 1892.50 | 6265 |
| | 4" x 1 1/2" | 100 x 40 | 10 | 1910.00 | 6266 |
| | 4" x 2" | 100 x 50 | 6 | 1922.00 | 6267 |
| | 4" x 2 1/2" | 100 x 65 | 10 | 1931.00 | 6268 |
| 4" x 3" | 100 x 80 | 10 | 1949.00 | 6269 | |

| Product Name | Size Inch | Size MM | Std. Pkg | MRP / per Pc | Product Code |
|---|-----------|---------|----------|--------------|--------------|
| TEE  | 2-1/2" | 65 | 4 | 1309.00 | 6237 |
| | 3" | 80 | 3 | 1940.50 | 6238 |
| | 4" | 100 | 3 | 3255.50 | 6239 |
| | 6" | 150 | 1 | 5082.00 | 6222 |

| Product Name | Size Inch | Size MM | Std. Pkg | MRP / per Pc | Product Code |
|---|-------------|----------|----------|--------------|--------------|
| REDUCING BUSH  | 4" x 1 1/2" | 100 x 40 | 4 | 967.50 | 6270 |
| | 4" x 2" | 100 x 50 | 4 | 1057.50 | 6271 |
| | 4" x 2 1/2" | 100 x 65 | 4 | 921.50 | 6272 |
| | 4" x 3" | 100 x 80 | 4 | 819.00 | 6273 |
| | 6" x 2" | 150 x 50 | 1 | 1994.50 | 6224 |
| | 6" x 2 1/2" | 150 x 65 | 1 | 1926.00 | 6225 |
| | 6" x 3" | 150 x 80 | 1 | 1535.50 | 6226 |
| 6" x 4" | 150 x 100 | 1 | 1553.50 | 6227 | |

| Product Name | Size Inch | Size MM | Std. Pkg | MRP / per Pc | Product Code |
|--|-----------------|---------|----------|--------------|--------------|
| REDUCING TEE  | 2 1/2" x 1/2" | 65 x 15 | 8 | 1207.50 | 6274 |
| | 2 1/2" x 3/4" | 65 x 20 | 8 | 1232.00 | 6275 |
| | 2 1/2" x 1" | 65 x 25 | 8 | 1233.50 | 6276 |
| | 2 1/2" x 1 1/4" | 65 x 32 | 8 | 1313.50 | 6277 |
| | 2 1/2" x 1 1/2" | 65 x 40 | 8 | 1319.00 | 6278 |
| | 2 1/2" x 2" | 65 x 50 | 7 | 1399.50 | 6279 |
| | 3" x 1/2" | 80 x 15 | 6 | 2046.00 | 6280 |
| | 3" x 3/4" | 80 x 20 | 6 | 2076.00 | 6281 |
| | 3" x 1" | 80 x 25 | 6 | 2095.50 | 6282 |
| | 3" x 1 1/4" | 80 x 32 | 6 | 2110.50 | 6283 |
| | 3" x 1 1/2" | 80 x 40 | 4 | 2140.00 | 6284 |
| | 3" x 2" | 80 x 50 | 4 | 2164.00 | 6285 |
| | 3" x 2 1/2" | 80 x 65 | 4 | 2179.00 | 6286 |

| Product Name | Size Inch | Size MM | Std. Pkg | MRP / per Pc | Product Code |
|---|-----------|---------|----------|--------------|--------------|
| MTA  | 2-1/2" | 65 | 16 | 400.50 | 6243 |
| | 3" | 80 | 8 | 549.50 | 6244 |
| | 4" | 100 | 4 | 1062.50 | 6245 |

| Product Name | Size Inch | Size MM | Std. Pkg | MRP / per Pc | Product Code |
|---|-----------|---------|----------|--------------|--------------|
| FTA  | 2-1/2" | 65 | 12 | 389.00 | 6246 |
| | 3" | 80 | 6 | 632.50 | 6247 |
| | 4" | 100 | 3 | 1052.00 | 6248 |

CPVC FITTING IN SCH 80 AS PER ASTM F 439

| Product Name | Size Inch | Size MM | Std. Pkg | MRP / per Pc | Product Code |
|--------------|-----------|---------|----------|--------------|--------------|
|--------------|-----------|---------|----------|--------------|--------------|

LONG CONCEALED VALVE

SQUARE KNOB TYPE



| | LONG | QUARTER TURN | LONG FULL TURN |
|------|------|--------------|----------------|
| 1/2" | 15 | 20 | 20 |
| 3/4" | 20 | 20 | 20 |
| 1" | 25 | 20 | 20 |
| 1/2" | 15 | 20 | 20 |
| 3/4" | 20 | 20 | 20 |
| 1" | 25 | 20 | 20 |

TRIANGLE KNOB TYPE



| | LONG | QUARTER TURN | LONG FULL TURN |
|------|------|--------------|----------------|
| 1/2" | 15 | 20 | 20 |
| 3/4" | 20 | 20 | 20 |
| 1" | 25 | 20 | 20 |
| 1/2" | 15 | 20 | 20 |
| 3/4" | 20 | 20 | 20 |
| 1" | 25 | 20 | 20 |

ROUND KNOB TYPE



| | LONG | QUARTER TURN | LONG FULL TURN |
|------|------|--------------|----------------|
| 1/2" | 15 | 20 | 20 |
| 3/4" | 20 | 20 | 20 |
| 1" | 25 | 20 | 20 |
| 1/2" | 15 | 20 | 20 |
| 3/4" | 20 | 20 | 20 |
| 1" | 25 | 20 | 20 |

3 in 1 MIXER ADAPTOR (6")




| | | | | | |
|-------------|--------------|---------|---|--------|------|
| 3/4" x 1/2" | ALL TOP | 20 x 15 | 6 | 402.00 | 6209 |
| 3/4" x 1/2" | TOP & BOTTOM | 20 x 15 | 6 | 402.00 | 6211 |
| 3/4" x 1/2" | TOP & SIDE | 20 x 15 | 6 | 402.00 | 6213 |
| 3/4" x 1/2" | HU CD | 20 x 15 | 6 | 402.00 | 6215 |
| 3/4" x 1/2" | HS CD | 20 x 15 | 6 | 402.00 | 6217 |

3 in 1 MIXER ADAPTOR (7")



| | | | | | |
|-------------|--------------|---------|---|--------|------|
| 3/4" x 1/2" | ALL TOP | 20 x 15 | 6 | 418.00 | 6210 |
| 3/4" x 1/2" | TOP & BOTTOM | 20 x 15 | 6 | 418.00 | 6212 |
| 3/4" x 1/2" | TOP & SIDE | 20 x 15 | 6 | 418.00 | 6214 |
| 3/4" x 1/2" | HU CD | 20 x 15 | 6 | 418.00 | 6216 |
| 3/4" x 1/2" | HS CD | 20 x 15 | 6 | 418.00 | 6218 |

BALL VALVE (Handle)



| | | | | |
|--------|----|-----|--------|------|
| 1/2" | 15 | 200 | 16.00 | 6120 |
| 3/4" | 20 | 120 | 21.00 | 6121 |
| 1" | 25 | 60 | 36.50 | 6122 |
| 1-1/4" | 32 | 40 | 44.00 | 6123 |
| 1-1/2" | 40 | 30 | 57.00 | 6124 |
| 2" | 50 | 16 | 104.00 | 6125 |

CPVC FITTING IN SCH 80 AS PER ASTM F 439

| Product Name | Size Inch | Size MM | Std. Pkg | MRP / per Pc | Product Code |
|--------------|-----------|---------|----------|--------------|--------------|
|--------------|-----------|---------|----------|--------------|--------------|

SHORT CONCEALED VALVE

SQUARE KNOB TYPE



| | SHORT | QUARTER TURN | SHORT FULL TURN |
|------|-------|--------------|-----------------|
| 1/2" | 15 | 20 | 20 |
| 3/4" | 20 | 20 | 20 |
| 1" | 25 | 20 | 20 |
| 1/2" | 15 | 20 | 20 |
| 3/4" | 20 | 20 | 20 |
| 1" | 25 | 20 | 20 |

TRIANGLE KNOB TYPE



| | SHORT | QUARTER TURN | SHORT FULL TURN |
|------|-------|--------------|-----------------|
| 1/2" | 15 | 20 | 20 |
| 3/4" | 20 | 20 | 20 |
| 1" | 25 | 20 | 20 |
| 1/2" | 15 | 20 | 20 |
| 3/4" | 20 | 20 | 20 |
| 1" | 25 | 20 | 20 |

ROUND KNOB TYPE




| | SHORT | QUARTER TURN | SHORT FULL TURN |
|------|-------|--------------|-----------------|
| 1/2" | 15 | 20 | 20 |
| 3/4" | 20 | 20 | 20 |
| 1" | 25 | 20 | 20 |
| 1/2" | 15 | 20 | 20 |
| 3/4" | 20 | 20 | 20 |
| 1" | 25 | 20 | 20 |

FLANGE WITH GASKET-OPEN



| | | | | |
|--------|-----|----|---------|------|
| 1" | 25 | 80 | 266.00 | 6201 |
| 1 1/4" | 32 | 60 | 326.00 | 6202 |
| 1 1/2" | 40 | 40 | 428.00 | 6203 |
| 2" | 50 | 30 | 620.00 | 6204 |
| 2 1/2" | 65 | 06 | 1160.00 | 6287 |
| 3" | 80 | 02 | 1383.00 | 6288 |
| 4" | 100 | 02 | 2254.00 | 6289 |
| 6" | 150 | 01 | 2988.00 | 6290 |

FLANGE WITH GASKET-CLOSE



| | | | | |
|--------|-----|----|---------|------|
| 1" | 25 | 80 | 266.00 | 6205 |
| 1 1/4" | 32 | 80 | 333.50 | 6206 |
| 1 1/2" | 40 | 40 | 441.50 | 6207 |
| 2" | 50 | 30 | 625.50 | 6208 |
| 2 1/2" | 65 | 06 | 1194.00 | 6291 |
| 3" | 80 | 02 | 1385.50 | 6292 |
| 4" | 100 | 02 | 2279.00 | 6293 |
| 6" | 150 | 01 | 3022.00 | 6294 |

SOLVENT CEMENT HEAVY



| | | | | |
|--------|-----|-----|---------|------|
| 118 ML | TIN | 192 | 218.00 | 9021 |
| 237 ML | TIN | 96 | 371.00 | 9022 |
| 473 ML | TIN | 24 | 672.00 | 9023 |
| 946 ML | TIN | 24 | 1298.00 | 9024 |

SWR PIPES WITH INTEGRATED RINGS (IS : 13592)

Rate Per Pipe



| SIZE LENGTH | TYPE - A | | | | TYPE - B | | | |
|----------------|----------------|----------------|-----------------|-----------------|----------------|----------------|-----------------|-----------------|
| | 75 mm PRICE | 90 mm PRICE | 110 mm PRICE | 160 mm PRICE | 75 mm PRICE | 90 mm PRICE | 110 mm PRICE | 160 mm PRICE |
| 3 MTR S/S | 658.50 | 814.50 | 1176.00 | 2559.00 | 1102.50 | 1327.50 | 1653.00 | 3114.00 |
| 10 FT D/S | 696.00 | 932.00 | 1213.50 | 2572.00 | 1143.00 | 1349.50 | 1683.00 | 3193.00 |
| 6 FT S/S | 413.50 | 555.00 | 721.00 | 1601.00 | 679.00 | 844.00 | 999.00 | 1963.50 |
| 6 FT D/S | 441.50 | 587.50 | 747.50 | 1614.00 | 704.00 | 879.50 | 1037.50 | 1936.50 |
| 4 FT D/S | 313.50 | 415.50 | 521.50 | 1212.00 | 487.00 | 610.50 | 710.50 | 1456.50 |
| 3 FT D/S | 250.00 | 328.50 | 409.50 | 964.00 | 384.50 | 476.50 | 553.50 | 1149.00 |
| 2 FT D/S | 185.50 | 243.00 | 298.00 | 717.00 | 276.00 | 342.50 | 395.50 | 771.50 |





SWR FITTING WITH INTEGRATED RINGS AS PER IS: 14735

| Product Name | Size MM | Std. Pkg | MRP / Pc | Product Code |
|----------------------|-----------|----------|----------|--------------|
| BEND 87.5° (Plain) | 75 | 27 | 104.50 | 7505 |
| | 90 | 26 | 138.00 | 7506 |
| | 110 | 17 | 181.50 | 7507 |
| | 160 | 7 | 438.50 | 7508 |
| BEND 87.5° (Door) | 75 | 21 | 131.00 | 7509 |
| | 90 | 24 | 168.00 | 7510 |
| | 110 | 15 | 222.00 | 7511 |
| | 160 | 7 | 475.50 | 7512 |
| BEND 45° | 75 | 36 | 97.50 | 7513 |
| | 90 | 32 | 124.50 | 7514 |
| | 110 | 24 | 156.50 | 7515 |
| | 160 | 8 | 373.00 | 7516 |
| COUPLER | 75 | 45 | 81.00 | 7501 |
| | 90 | 46 | 109.50 | 7502 |
| | 110 | 32 | 147.00 | 7503 |
| | 160 | 9 | 371.50 | 7504 |
| TEE (Plain) | 75 | 18 | 146.50 | 7526 |
| | 90 | 18 | 212.00 | 7527 |
| | 110 | 12 | 265.50 | 7528 |
| | 160 | 8 | 640.00 | 7529 |
| TEE (Door) | 75 | 15 | 176.50 | 7530 |
| | 90 | 15 | 250.50 | 7531 |
| | 110 | 10 | 316.00 | 7532 |
| | 160 | 8 | 701.50 | 7533 |
| REDUCING TEE (Plain) | 90 x 75 | 18 | 203.50 | 7538 |
| | 110 x 75 | 12 | 255.50 | 7539 |
| | 160 x 110 | 9 | 542.50 | 7540 |
| REDUCING TEE (Door) | 90 x 75 | 15 | 235.00 | 7541 |
| | 110 x 75 | 13 | 292.50 | 7542 |
| | 160 x 110 | 8 | 580.00 | 7543 |
| CROSS TEE (Plain) | 75 | 18 | 210.00 | 7546 |
| | 90 | 12 | 287.50 | 7547 |
| | 110 | 9 | 353.00 | 7548 |
| | 160 | 4 | 831.50 | 7549 |
| CROSS TEE (Door) | 75 | 15 | 240.50 | 7550 |
| | 90 | 10 | 312.50 | 7551 |
| | 110 | 8 | 388.00 | 7552 |
| | 160 | 4 | 865.50 | 7553 |
| CLEANING PIPE | 75 | 24 | 122.50 | 7519 |
| | 110 | 16 | 221.50 | 7520 |
| | 160 | 15 | 463.00 | 7521 |





SWR FITTING WITH INTEGRATED RINGS AS PER IS: 14735

| Product Name | Size MM | Std. Pkg | MRP / Pc | Product Code |
|---------------------------------|-----------|----------|----------|--------------|
| REDUCER | 90 x 75 | 32 | 96.00 | 7522 |
| | 110 x 75 | 32 | 131.00 | 7523 |
| | 110 x 90 | 38 | 122.50 | 7524 |
| | 160 x 110 | 25 | 294.00 | 7525 |
| Y (Plain) | 75 | 15 | 193.50 | 7562 |
| | 90 | 15 | 257.00 | 7563 |
| | 110 | 10 | 341.00 | 7564 |
| | 160 | 5 | 792.50 | 7565 |
| Y (Door) | 75 | 12 | 215.00 | 7566 |
| | 90 | 14 | 282.50 | 7567 |
| | 110 | 8 | 374.50 | 7568 |
| | 160 | 5 | 853.00 | 7569 |
| DOUBLE Y (Plain) | 75 | 18 | 255.50 | 7572 |
| | 90 | 12 | 338.00 | 7573 |
| | 110 | 6 | 428.50 | 7574 |
| | 160 | 4 | 1041.50 | 7575 |
| DOUBLE Y (Door) | 75 | 12 | 275.50 | 7576 |
| | 90 | 10 | 363.00 | 7577 |
| | 110 | 6 | 463.50 | 7578 |
| | 160 | 4 | 1075.00 | 7579 |
| REDUCING Y (Plain) | 110 x 75 | 14 | 292.50 | 7580 |
| | 160 x 110 | 8 | 610.00 | 7581 |
| REDUCING Y (Door) | 110 x 75 | 12 | 327.50 | 7582 |
| | 160 x 110 | 8 | 647.00 | 7583 |
| SINGLE Y - SIDE DOOR LEFT HAND | 110 | 8 | 391.50 | 7570 |
| SINGLE Y - SIDE DOOR RIGHT HAND | 110 | 8 | 396.50 | 7571 |
| SWEPT TEE (Plain) | 75 | 17 | 146.00 | 7554 |
| | 110 | 10 | 314.00 | 7555 |
| | 160 | 6 | 841.50 | 7556 |

SWR FITTING WITH INTEGRATED RINGS AS PER IS: 14735

| Product Name | Size MM | Std. Pkg | MRP / Pc | Product Code |
|--|------------------|----------|----------|--------------|
|  SWEPT TEE (Door) | 75 | 14 | 201.50 | 7557 |
| | 110 | 8 | 417.00 | 7558 |
| | 160 | 6 | 848.00 | 7559 |
|  SWEPT REDUCING TEE (Plain / Door) | 110 x 75 (Plain) | 12 | 257.00 | 7560 |
| | 110 x 75 (Door) | 10 | 351.00 | 7561 |
|  BEND SIDE DOOR LEFT HAND | 110 | 11 | 256.00 | 7517 |
|  BEND SIDE DOOR RIGHT HAND | 110 | 11 | 257.50 | 7518 |

SWR FITTING WITH INTEGRATED RINGS AS PER IS: 14735




| Product Name | Size MM | Std. Pkg | MRP / Pc | Product Code |
|---|----------|----------|----------|--------------|
|  TEE-SIDE DOOR LEFT HAND | 75 | 15 | 169.50 | 7534 |
| | 110 | 07 | 328.00 | 7535 |
|  TEE-SIDE DOOR RIGHT HAND | 75 | 15 | 169.50 | 7536 |
| | 110 | 07 | 326.00 | 7537 |
|  REDUCING TEE-SIDE DOOR LEFT HAND | 110 x 75 | 13 | 293.50 | 7544 |
|  REDUCING TEE-SIDE DOOR RIGHT HAND | 110 x 75 | 13 | 293.50 | 7545 |

SWR SELFIT PIPES (IS : 13592)





Rate Per Pipe

| SIZE | TYPE - A | | | | TYPE - B | | | |
|-----------|----------|---------|---------|---------|----------|---------|---------|---------|
| | 75 mm | 90 mm | 110 mm | 160 mm | 75 mm | 90 mm | 110 mm | 160 mm |
| 3 MTR S/S | 640.50 | 822.00 | 1158.00 | 2400.00 | 1074.00 | 1306.50 | 1594.50 | 2980.50 |
| 6 MTR S/S | 1281.00 | 1644.00 | 2316.00 | 4800.00 | 2148.00 | 2613.00 | 3189.00 | 5961.00 |
| 6 FT S/S | 369.50 | 494.00 | 692.00 | 1464.50 | 654.00 | 794.00 | 939.50 | 1865.50 |
| 4 FT S/S | 260.50 | 330.00 | 462.50 | 978.50 | | 530.50 | 652.50 | 1214.50 |
| 3 FT S/S | 196.00 | 248.00 | 347.50 | 736.00 | | 399.00 | 490.50 | 913.00 |
| 2 FT S/S | 131.50 | 166.50 | 233.50 | 494.00 | | 267.50 | 329.00 | |
| 10 FT D/S | 646.00 | 820.50 | 1150.50 | 2435.00 | 1092.00 | 1320.00 | 1564.50 | 3022.00 |
| 6 FT D/S | 390.00 | 494.00 | | 1502.50 | 637.50 | | 968.50 | 1817.00 |
| 4 FT D/S | 260.50 | 330.00 | 462.50 | 1015.00 | 425.50 | 530.50 | 626.00 | 1260.00 |
| 3 FT D/S | 196.00 | 248.00 | 347.50 | 767.50 | 324.00 | 399.00 | 473.50 | 952.00 |
| 2 FT D/S | 123.00 | 166.50 | 262.00 | 520.00 | 214.00 | 267.50 | 355.00 | 612.50 |
















SWR SELFIT FITTING AS PER IS: 14735

| Product Name | Size MM | Std. Pkg | MRP / Pc | Product Code |
|---|-----------|----------|----------|--------------|
|  BEND 87.5° (Plain) | 50 | 100 | 31.00 | 7589 |
| | 63 | 45 | 59.00 | 7590 |
| | 75 | 36 | 79.50 | 7591 |
| | 90 | 25 | 125.00 | 7592 |
| | 110 | 24 | 144.50 | 7593 |
| | 160 | 8 | 362.00 | 7594 |
|  BEND 87.5° (Door) | 50 | 80 | 39.00 | 7595 |
| | 63 | 35 | 102.00 | 7596 |
| | 75 | 25 | 106.00 | 7597 |
| | 90 | 24 | 160.50 | 7598 |
| | 110 | 18 | 177.50 | 7599 |
| | 160 | 8 | 403.50 | 7600 |
|  BEND 45° | 40 | 100 | 15.50 | 7601 |
| | 50 | 50 | 23.50 | 7602 |
| | 63 | 60 | 45.00 | 7603 |
| | 75 | 40 | 56.50 | 7604 |
| | 90 | 36 | 93.50 | 7605 |
| | 110 | 32 | 108.00 | 7606 |
| | 160 (New) | 9 | 270.00 | 7743 |

















SWR SELFIT FITTING AS PER IS: 14735

| Product Name | Size MM | Std. Pkg | MRP / Pc | Product Code |
|---|---------|----------|----------|--------------|
|  COUPLER | 63 | 70 | 42.50 | 7584 |
| | 75 | 60 | 58.00 | 7585 |
| | 90 | 40 | 83.50 | 7586 |
| | 110 | 40 | 91.00 | 7587 |
| | 160 | 10 | 252.50 | 7588 |
|  TEE (Plain) | 50 | 60 | 46.50 | 7629 |
| | 63 | 24 | 83.00 | 7630 |
| | 75 | 24 | 98.50 | 7631 |
| | 90 | 16 | 172.00 | 7632 |
| | 110 | 15 | 179.50 | 7633 |
| | 160 | 10 | 511.50 | 7634 |
|  TEE (Door) | 50 | 50 | 52.50 | 7635 |
| | 63 | 18 | 130.00 | 7636 |
| | 75 | 20 | 121.00 | 7637 |
| | 90 | 15 | 201.00 | 7638 |
| | 110 | 13 | 237.50 | 7639 |
|  SWEPT TEE (Plain) | 75 | 19 | 111.50 | 7659 |
| | 110 | 10 | 237.00 | 7660 |


SWR SELFIT FITTING AS PER IS: 14735


| Product Name | Size MM | Std. Pkg | MRP / Pc | Product Code |
|--|------------|----------|----------|--------------------|
| SWEPT TEE (Door)  | 75 | 14 | 132.00 | 7661 |
| | 110 | 10 | 276.50 | 7662 |
| REDUCING TEE (Plain)  | 90 x 75 | 16 | 159.00 | 7651 |
| | 110 x 75 | 18 | 179.50 | 7652 |
| | 160 x 110 | 11 | 449.50 | 7653 |
| REDUCING TEE (Door)  | 90 x 75 | 16 | 198.50 | 7654 |
| | 110 x 75 | 15 | 218.50 | 7655 |
| | 160 x 110 | 10 | 558.50 | 7656 |
| CROSS TEE (Plain)  | 75 | 12 | 127.50 | 7657 |
| | 110 | 10 | 250.00 | 7658 |
| CLEANING PIPE  | 75 | 25 | 102.00 | 7622 |
| | 110 | 20 | 191.50 | 7623 |
| | 160 | 15 | 450.00 | 7624 |
| REDUCER  | 110 x 75 | 60 | 91.00 | 7625 |
| | 110 x 90 | 40 | 104.00 | 7626 |
| | 160 x 110 | 25 | 201.00 | 7627 |
| | | | | |
| Y (Plain)  | 50 (Equal) | 50 | 75.50 | 7673 |
| | 63 | 24 | 94.50 | 7663 |
| | 75 | 17 | 122.50 | 7664 |
| | 90 | 16 | 206.00 | 7665 |
| | 110 | 12 | 245.00 | 7666 |
| | 160 | 8 | 666.00 | 7667 |
| Y (Door)  | 50 (Equal) | 44 | 85.50 | 7674 |
| | 63 | 18 | 143.50 | 7668 |
| | 75 | 12 | 157.00 | 7669 |
| | 90 | 12 | 238.00 | 7670 |
| | 110 | 10 | 297.50 | 7671 |
| | 160 | 8 | 717.00 | 7672 |
| Reverse Y (Plain / Door)  | 75 - Plain | 15 | 157.00 | 7683 |
| | 75 - Door | 13 | 188.00 | 7684 |
| DOUBLE Y (Plain)  | 75 | 20 | 161.50 | 7675 |
| | 110 | 6 | 343.00 | 7676 |
| | 160 | 4 | 841.50 | 7677 |
| DOUBLE Y (Door)  | 160 | 4 | 942.00 | 7678 |
| Reducing Y (Plain)  | 110 x 75 | 12 | 223.00 | 7679 |
| | 160 x 110 | 10 | 473.00 | 7680 |
| Reducing Y (Door)  | 110 x 75 | 10 | 262.00 | 7681 |
| | 160 x 110 | 10 | 534.50 | 7682 |
| REDUCING BUSH  | 160 x 110 | 32 | 123.00 | 7628 |
| NAHANI TRAP (Without Jali)  | 110 x 75 | 24 | 140.00 | 7697 / 7699 |
| | 110 x 90 | 24 | 134.00 | 7700 / 7732 |
| | 110 x 110 | 24 | 166.50 | 7701 / 7698 |


SWR SELFIT FITTING AS PER IS: 14735


| Product Name | Size MM | Std. Pkg | MRP / Pc | Product Code |
|--|---------------------------|----------|----------|--------------|
| NAHANI TRAP JALI  | 110 | 150 | 25.00 | 7702 |
| | | | | |
| MULTI FLOOR TRAP SQUARE JALI  | 110 | 54 | 59.50 | 7695 |
| | | | | |
| GULLY TRAP (Round)  | 160 x 110 SINGLE | 7 | 574.50 | 7685 |
| | 160 x 110 DOUBLE | 6 | 617.00 | 7686 |
| SQ. GULLY TRAP  | 110 x 75 (WITH JALI) | 8 | 499.00 | 7687 |
| | 110 x 75 (W/O JALI) | 8 | 456.00 | 7688 |
| FLOOR TAP  | 110 x 63 | 32 | 118.50 | 7703 |
| | 110 x 75 | 32 | 118.50 | 7704 |
| MULTI FLOOR TRAP  | 110 x 75 with Jali | 24 | 208.00 | 7691 |
| | 110 x 75 with Jali New | 24 | 202.00 | 7692 |
| | 110 x 75 without Jali | 24 | 160.50 | 7693 |
| | 110 x 75 without Jali New | 24 | 148.50 | 7694 |
| | | | | |
| P TRAP  | 75 x 75 | 15 | 179.50 | 7705 |
| | 110 x 110 SHORT | 10 | 343.00 | 7706 |
| | 125 x 110 SHORT | 10 | 355.00 | 7707 |
| Q TRAP  | 110 x 110 | 8 | 511.00 | 7708 |
| | 125 x 110 | 8 | 515.50 | 7709 |
| S TRAP  | 110 x 110 | 7 | 705.50 | 7710 |
| | 125 x 110 | 7 | 710.50 | 7711 |
| WC CONNECTOR  | 110 (1.5FT) | 25 | 304.00 | 7722 |
| | 110 (2 FT) | 20 | 312.50 | 7723 |
| WC CONNECTOR BEND  | 125 x 110 | 16 | 174.00 | 7724 |
| WC CONNECTOR STRAIGHT  | 125 x 110 | 63 | 94.00 | 7725 |
| SOCKET PLUG  | 75 | 100 | 33.50 | 7726 |
| | 110 | 36 | 66.00 | 7727 |
| HEIGHT RISER  | 110 x 75 x 50 (6") | 12 | 166.50 | 7689 |
| | 110 x 50 x 40 (6") | 12 | 162.00 | 7790 |
| DOOR CAP  | 75 | 150 | 24.50 | 7728 |
| | 110 | 150 | 34.00 | 7729 |
| | 160 | 100 | 38.00 | 7730 |
| PIPE CLIP  | 75 | 150 | 20.00 | 7712 |
| | 90 | 150 | 18.50 | 7713 |
| | 110 | 175 | 25.50 | 7714 |
| | 160 | 100 | 47.00 | 7715 |

SWR SELFIT FITTING AS PER IS: 14735


| Product Name | Size MM | Std. Pkg | MRP / Pc | Product Code |
|---|---------|----------|----------|--------------|
|  | 40 | 120 | 29.50 | 7641 |
| | 50 | 70 | 42.00 | 7642 |
| | 63 | 37 | 64.00 | 7643 |
| | 75 | 24 | 85.50 | 7644 |
| | 90 | 27 | 130.50 | 7645 |
| | 110 | 15 | 180.50 | 7646 |


| Product Name | Size MM | Std. Pkg | MRP / Pc | Product Code |
|---|---------|----------|----------|--------------|
|  | 63 | 26 | 82.00 | 7647 |
| | 75 | 18 | 106.50 | 7648 |
| | 90 | 18 | 164.50 | 7649 |
| | 110 | 10 | 209.00 | 7650 |


| Product Name | Size MM | Std. Pkg | MRP / Pc | Product Code |
|---|---------|----------|-------------|--------------|
|  | 40 | 180 | 21.00 | 7611 |
| | 50 | 100 | 31.50 | 7612 |
| | 63 | 60 | 49.00 | 7613 |
| | 75 | 36 | 72.50 | 7614 |
| | 90 | 38 | 94.50 | 7615 |
| 110 | 24 | 142.00 | 7616 | |


| Product Name | Size MM | Std. Pkg | MRP / Pc | Product Code |
|---|---------|----------|----------|--------------|
|  | 40 | 160 | 30.00 | 7617 |
| | 63 | 40 | 67.00 | 7618 |
| | 75 | 26 | 94.50 | 7619 |
| | 90 | 30 | 128.50 | 7620 |
| | 110 | 18 | 171.50 | 7621 |

SWR SELFIT FITTING AS PER IS: 14735

| Product Name | Size MM | Std. Pkg | MRP / Pc | Product Code |
|---|---------|----------|----------|--------------|
|  | 75 | 90 | 88.00 | 7609 |
| | 110 | 32 | 203.00 | 7610 |
| | 140 | 9 | 211.50 | 7607 |
| | 160 | 9 | 325.50 | 7608 |

| Product Name | Size MM | Std. Pkg | MRP / Pc | Product Code |
|---|---------|----------|----------|--------------|
|  | 50 | 392 | 12.00 | 7716 |
| | 63 | 75 | 14.50 | 7717 |
| | 75 | 175 | 19.50 | 7718 |
| | 90 | 80 | 28.50 | 7719 |
| | 110 | 140 | 30.50 | 7720 |
| | 160 | 33 | 82.00 | 7721 |

| SOLVENT CEMENT IS: 14182 | Size | Std. Pkg | MRP / Pc | Product Code |
|---|---------|----------|----------|--------------|
|  | 100 ML | 144 | 83.00 | 9025 |
| | 250 ML | 96 | 138.00 | 9026 |
| | 500 ML | 48 | 239.00 | 9027 |
| | 1000 ML | 24 | 377.00 | 9028 |


| RUBBER LUBRICANT | Size | Std. Pkg | MRP / Pc | Product Code |
|---|-----------|----------|----------|--------------|
|  | 50 GRAM | 200 | 20.00 | 9030 |
| | 100 GRAM | 100 | 33.00 | 9031 |
| | 250 GRAM | 40 | 68.00 | 9032 |
| | 500 GRAM | 20 | 110.00 | 9033 |
| | 1000 GRAM | 10 | 214.00 | 9034 |

UNDERGROUND SEWERAGE PIPES (IS: 15328)

Rate Per Pipe




| SELFIT PIPES | | | |
|--------------|---------|---------|----------|
| SIZE | SN2 | SN4 | SN8 |
| LENGTH | PRICE | PRICE | PRICE |
| 110- 3MTR | | | 1704.00 |
| 160- 3MTR | 2616.00 | 3097.50 | 3756.00 |
| 200- 3MTR | 4269.00 | 4887.00 | 5913.00 |
| 110- 6MTR | | | 3408.00 |
| 160- 6MTR | 5232.00 | 6195.00 | 7512.00 |
| 200- 6MTR | 8538.00 | 9774.00 | 11826.00 |




| RINGFIT PIPES | | | |
|---------------|----------|----------|----------|
| SIZE | SN2 | SN4 | SN8 |
| LENGTH | PRICE | PRICE | PRICE |
| 250- 6MTR | 12915.00 | 15897.00 | 18615.00 |
| 315- 6MTR | 20394.00 | 25032.00 | 29625.00 |


ASTM PIPES IN SCH 40 AS PER IS ASTM D-1785

| Product Name | Size Inch | Size MM | Std. Pkg | MRP / Mtr. | MRP / 3 Mtr. | MRP / 6 Mtr. |
|---|-----------|---------|----------|------------|--------------|--------------|
| PIPES SCH-40 (3 Mtr & 6 Mtr)  | 1/2" | 15 | 30 | 85.50 | 256.50 | 513.00 |
| | 3/4" | 20 | 25 | 114.00 | 342.00 | 684.00 |
| | 1" | 25 | 15 | 167.00 | 501.00 | 1002.00 |
| | 1-1/4" | 32 | 10 | 224.50 | 673.50 | 1347.00 |
| | 1-1/2" | 40 | 10 | 267.50 | 802.50 | 1605.00 |
| | 2" | 50 | 05 | 359.50 | 1078.50 | 2157.00 |


ASTM PIPES IN SCH 80 AS PER IS ASTM D-1785



| Product Name | Size Inch | Size MM | Std. Pkg | MRP / Mtr. | MRP / 3 Mtr. | MRP / 6 Mtr. |
|--|-----------|---------|----------|------------|--------------|--------------|
| PIPES SCH-80 (3 Mtr & 6 Mtr)  | 1/2" | 15 | 30 | 107.00 | 321.00 | 642.00 |
| | 3/4" | 20 | 25 | 145.00 | 435.00 | 870.00 |
| | 1" | 25 | 15 | 213.00 | 639.00 | 1278.00 |
| | 1-1/4" | 32 | 10 | 292.50 | 877.50 | 1755.00 |
| | 1-1/2" | 40 | 10 | 354.00 | 1062.00 | 2124.00 |
| | 2" | 50 | 05 | 491.00 | 1473.00 | 2946.00 |


ASTM FITTINGS IN SCH 80 AS PER IS ASTM D-2467


| Product Name | Size Inch | Size MM | Std. Pkg | MRP / per Pc | Product Code |
|--|-----------|---------|----------|--------------|--------------|
| COUPLER  | 1/2" | 15 | 224 | 9.50 | 4836 |
| | 3/4" | 20 | 294 | 14.00 | 4502 |
| | 1" | 25 | 175 | 22.00 | 4503 |
| | 1-1/4" | 32 | 112 | 32.00 | 4504 |
| | 1-1/2" | 40 | 77 | 42.00 | 4502 |
| | 2" | 50 | 45 | 61.00 | 4506 |


ASTM FITTINGS IN SCH 80 AS PER IS ASTM D-2467


| Product Name | Size Inch | Size MM | Std. Pkg | MRP / per Pc | Product Code |
|---|-----------|---------|----------|--------------|--------------|
| UNION  | 1/2" | 15 | 200 | 35.50 | 4613 |
| | 3/4" | 20 | 128 | 46.00 | 4614 |
| | 1" | 25 | 99 | 72.00 | 4615 |
| | 1-1/4" | 32 | 27 | 99.00 | 4616 |
| | 1-1/2" | 40 | 18 | 142.00 | 4617 |
| | 2" | 50 | 10 | 203.50 | 4618 |


| ELBOW (90°)  | Size Inch | Size MM | Std. Pkg | MRP / per Pc | Product Code |
|--|-------------|---------|----------|--------------|--------------|
| | 1/2" | 15 | 350 | 14.00 | 4512 |
| 3/4" | 20 | 216 | 20.00 | 4513 | |
| 1" | 25 | 120 | 34.00 | 4514 | |
| 1-1/4" | 32 | 72 | 50.50 | 4515 | |
| 1-1/2" | 40 | 48 | 67.00 | 4516 | |
| 2" | 50 | 30 | 100.50 | 4517 | |
|  | 3/4" x 1/2" | 20 x 15 | 96 | 25.50 | 4731 |
| | 1" x 1/2" | 25 x 15 | 160 | 34.00 | 4732 |
| | 1" x 3/4" | 25 x 20 | 140 | 40.50 | 4733 |


| TANK NIPPLE  | Size Inch | Size MM | Std. Pkg | MRP / per Pc | Product Code |
|--|-----------|---------|----------|--------------|--------------|
| | 1/2" | 15 | 210 | 29.00 | 4628 |
| | 3/4" | 20 | 180 | 38.50 | 4629 |
| | 1" | 25 | 100 | 58.50 | 4630 |
| | 1-1/4" | 32 | 70 | 67.00 | 4631 |
| | 1-1/2" | 40 | 60 | 76.00 | 4632 |
| 2" | 50 | 15 | 103.50 | 4633 | |


| ELBOW (45°)  | Size Inch | Size MM | Std. Pkg | MRP / per Pc | Product Code |
|--|-----------|---------|----------|--------------|--------------|
| | 1/2" | 15 | 420 | 12.00 | 4532 |
| | 3/4" | 20 | 280 | 18.00 | 4533 |
| | 1" | 25 | 160 | 27.50 | 4534 |
| | 1-1/4" | 32 | 40 | 42.00 | 4535 |
| | 1-1/2" | 40 | 64 | 55.00 | 4536 |
| 2" | 50 | 15 | 87.50 | 4537 | |

| TANK NIPPLE SOCKET END  | Size Inch | Size MM | Std. Pkg | MRP / per Pc | Product Code |
|--|-----------|---------|----------|--------------|--------------|
| | 1/2" | 15 | 300 | 29.00 | 4637 |
| | 3/4" | 20 | 200 | 38.50 | 4638 |
| | 1" | 25 | 120 | 58.50 | 4639 |
| | 1-1/4" | 32 | 36 | 67.00 | 4640 |
| | 1-1/2" | 40 | 36 | 76.00 | 4641 |
| 2" | 50 | 15 | 103.50 | 4642 | |

| TEE  | Size Inch | Size MM | Std. Pkg | MRP / per Pc | Product Code |
|--|-----------|---------|----------|--------------|--------------|
| | 1/2" | 15 | 256 | 18.50 | 4543 |
| | 3/4" | 20 | 176 | 26.00 | 4544 |
| | 1" | 25 | 84 | 45.50 | 4545 |
| | 1-1/4" | 32 | 56 | 66.50 | 4546 |
| | 1-1/2" | 40 | 35 | 89.00 | 4547 |
| 2" | 50 | 24 | 143.00 | 4548 | |

| REDUCING BUSH  | Size | Std. Pkg | MRP / per Pc | Product Code | |
|---|-----------------|----------|--------------|--------------|-------------|
| | 3/4" x 1/2" | 20 x 15 | 350 | 5.00 | 4841 |
| | 1" x 1/2" | 25 x 15 | 420 | 11.50 | 4710 |
| | 1" x 3/4" | 25 x 20 | 490 | 7.50 | 4711 |
| | 1-1/4" x 1/2" | 32 x 15 | 96 | 46.50 | 4712 |
| | 1-1/4" x 3/4" | 32 x 20 | 120 | 20.50 | 4713 |
| | 1-1/4" x 1" | 32 x 25 | 240 | 13.00 | 4714 |
| | 1-1/2" x 1/2" | 40 x 15 | 100 | 27.50 | 4715 |
| | 1-1/2" x 3/4" | 40 x 20 | 90 | 28.00 | 4716 |
| | 1-1/2" x 1" | 40 x 25 | 200 | 24.50 | 4717 |
| | 1-1/2" x 1-1/4" | 40 x 32 | 200 | 13.00 | 4718 |
| | 2" x 1/2" | 50 x 15 | 56 | 87.50 | 4719 |
| | 2" x 3/4" | 50 x 20 | 48 | 87.50 | 4720 |
| | 2" x 1" | 50 x 25 | 45 | 49.00 | 4721 |
| 2" x 1-1/4" | 50 x 32 | 54 | 45.50 | 4722 | |
| 2" x 1-1/2" | 50 x 40 | 48 | 36.00 | 4723 | |








| MAPT  | Size Inch | Size MM | Std. Pkg | MRP / per Pc | Product Code |
|---|-----------|---------|----------|--------------|--------------|
| | 1/2" | 15 | 300 | 7.50 | 4839 |
| | 3/4" | 20 | 490 | 10.50 | 4580 |
| | 1" | 25 | 261 | 17.00 | 4581 |
| | 1-1/4" | 32 | 200 | 25.50 | 4582 |
| | 1-1/2" | 40 | 140 | 34.00 | 4583 |
| 2" | 50 | 36 | 50.00 | 4584 | |
| 3/4" x 1/2" | 20 x 15 | 550 | 12.50 | 4777 | |

| REDUCING TEE  | Size | Std. Pkg | MRP / per Pc | Product Code | |
|--|-----------------|----------|--------------|--------------|-------------|
| | 3/4" x 1/2" | 20 x 15 | 68 | 27.00 | 4734 |
| | 1" x 1/2" | 25 x 15 | 110 | 43.50 | 4735 |
| | 1" x 3/4" | 25 x 20 | 99 | 43.50 | 4736 |
| | 1-1/4" x 1/2" | 32 x 15 | 24 | 63.00 | 4737 |
| | 1-1/4" x 3/4" | 32 x 20 | 24 | 67.00 | 4738 |
| | 1-1/4" x 1" | 32 x 25 | 24 | 74.00 | 4739 |
| | 1-1/2" x 1/2" | 40 x 15 | 18 | 87.00 | 4740 |
| | 1-1/2" x 3/4" | 40 x 20 | 18 | 90.00 | 4741 |
| | 1-1/2" x 1" | 40 x 25 | 18 | 95.50 | 4742 |
| | 1-1/2" x 1-1/4" | 40 x 32 | 15 | 101.50 | 4743 |
| | 2" x 1/2" | 50 x 15 | 09 | 138.00 | 4744 |
| | 2" x 3/4" | 50 x 20 | 09 | 139.00 | 4745 |
| | 2" x 1" | 50 x 25 | 09 | 158.50 | 4746 |
| 2" x 1-1/4" | 50 x 32 | 09 | 148.50 | 4747 | |
| 2" x 1-1/2" | 50 x 40 | 09 | 154.00 | 4748 | |






FINOLEX PIPES & FITTINGS

ASTM PIPES & FITTINGS




ASTM FITTINGS IN SCH 80 AS PER IS ASTM D-2467

| Product Name | Size | | Std. Pkg | MRP / per Pc | Product Code |
|--|--|---------|----------|--------------|--------------|
| | Inch | MM | | | |
| CROSS TEE  | 1/2" | 15 | 84 | 22.50 | 4554 |
| | 3/4" | 20 | 42 | 32.00 | 4555 |
| | 1" | 25 | 30 | 51.00 | 4556 |
| END CAP  | 1/2" | 15 | 450 | 6.50 | 4837 |
| | 3/4" | 20 | 240 | 10.00 | 4838 |
| | 1" | 25 | 315 | 15.00 | 4868 |
| | 1-1/4" | 32 | 150 | 24.50 | 4869 |
| | 1-1/2" | 40 | 60 | 31.50 | 4870 |
| | 2" | 50 | 36 | 48.50 | 4871 |
| REDUCER  | 3/4" x 1/2" | 20 x 15 | 320 | 13.50 | 4673 |
| | 1" x 1/2" | 25 x 15 | 210 | 23.50 | 4674 |
| | 1" x 3/4" | 25 x 20 | 200 | 20.00 | 4675 |
| | 1-1/4" x 1/2" | 32 x 15 | 80 | 33.00 | 4676 |
| | 1-1/4" x 3/4" | 32 x 20 | 80 | 36.50 | 4677 |
| | 1-1/4" x 1" | 32 x 25 | 60 | 31.00 | 4678 |
| | 1-1/2" x 1/2" | 40 x 15 | 60 | 38.50 | 4679 |
| | 1-1/2" x 3/4" | 40 x 20 | 60 | 41.00 | 4680 |
| | 1-1/2" x 1" | 40 x 25 | 120 | 47.00 | 4681 |
| | 1-1/2" x 1-1/4" | 40 x 32 | 40 | 41.00 | 4682 |
| | 2" x 1/2" | 50 x 15 | 45 | 57.50 | 4683 |
| | 2" x 3/4" | 50 x 20 | 45 | 58.50 | 4684 |
| | 2" x 1" | 50 x 25 | 36 | 68.50 | 4685 |
| | 2" x 1-1/4" | 50 x 32 | 36 | 71.00 | 4686 |
| 2" x 1-1/2" | 50 x 40 | 36 | 71.50 | 4687 | |
| ELBOW (Brass Insert)  | 1/2" | 15 | 80 | 119.00 | 9501 |
| | 3/4" | 20 | 32 | 151.50 | 4530 |
| | 1" | 25 | 20 | 293.50 | 4531 |
| | 3/4"-1/2" | 20 x 15 | 80 | 134.50 | 9504 |
| | 1" x 1/2" | 25 x 15 | 15 | 148.00 | 9511 |
| | 1" x 3/4" | 25 x 20 | 25 | 179.00 | 4772 |
| TEE (Brass Insert)  | 1/2" | 15 | 60 | 124.50 | 9502 |
| | 3/4" | 20 | 24 | 157.00 | 4564 |
| | 1" | 25 | 16 | 302.50 | 4565 |
| | 3/4"-1/2" | 20 x 15 | 48 | 138.00 | 9505 |
| | 1" x 1/2" | 25 x 15 | 45 | 153.00 | 9506 |
| | 1" x 3/4" | 25 x 20 | 20 | 187.00 | 4775 |
| | 1-1/4" x 1/2" | 32 x 15 | 28 | 184.00 | 4776 |
| MTA (Brass Insert)  | 1/2" | 15 | 30 | 167.50 | 9508 |
| | 3/4" | 20 | 28 | 247.50 | 9509 |
| | 1" | 25 | 16 | 310.50 | 9510 |
| | 1-1/4" | 32 | 48 | 422.00 | 4591 |
| | 1-1/2" | 40 | 40 | 519.50 | 4592 |
| | 2" | 50 | 10 | 779.50 | 4593 |
| | 3/4"-1/2" | 20 x 15 | 24 | 160.00 | 9512 |
| | 1" x 1/2" | 25 x 15 | 45 | 169.50 | 4779 |
| | 1" x 3/4" | 25 x 20 | 60 | 277.50 | 9507 |
| | FTA (Brass Insert)  | 1/2" | 15 | 180 | 114.00 |
| 3/4" | | 20 | 48 | 142.50 | 4606 |
| 1" | | 25 | 38 | 247.00 | 4607 |
| 1-1/4" | | 32 | 32 | 323.50 | 4608 |
| 1-1/2" | | 40 | 22 | 436.00 | 4609 |
| 2" | | 50 | 09 | 691.00 | 4610 |
| 3/4"-1/2" | | 20 x 15 | 30 | 114.50 | 9513 |
| 1" x 1/2" | | 25 x 15 | 25 | 121.50 | 9514 |
| 1" x 3/4" | | 25 x 20 | 80 | 147.00 | 4783 |


ASTM FITTINGS IN SCH 80 AS PER IS ASTM D-2467

| Product Name | Size | | Std. Pkg | MRP / per Pc | Product Code |
|--|------------------------------------|----|----------|--------------|--------------------|
| | Inch | MM | | | |
| STEP OVER BEND  | 1/2" | 15 | 36 | 52.00 | 4622 |
| | 3/4" | 20 | 40 | 76.50 | 4623 |
| | 1" | 25 | 16 | 117.00 | 4624 |
| | 1-1/4" | 32 | 06 | 200.50 | 4625 |
| | 1-1/2" | 40 | 10 | 272.50 | 4626 |
| | 2" | 50 | 06 | 451.00 | 4627 |
| BALL VALVE (Compact)  | 1/2" | 15 | 30 | 80.50 | 4652 / 4882 |
| | 3/4" | 20 | 20 | 122.00 | 4653 / 4883 |
| | 1" | 25 | 10 | 210.00 | 4654 / 4884 |
| | 1-1/4" | 32 | 08 | 292.50 | 4655 / 4885 |
| | 1-1/2" | 40 | 05 | 412.50 | 4656 / 4886 |
| | 2" | 50 | 03 | 765.50 | 4657 / 4887 |
| BALL VALVE  | 1/2" | 15 | 80 | 83.50 | 4661 / 4876 |
| | 3/4" | 20 | 48 | 167.00 | 4662 / 4877 |
| | 1" | 25 | 24 | 317.50 | 4663 / 4878 |
| | 1-1/4" | 32 | 12 | 518.00 | 4664 / 4879 |
| | 1-1/2" | 40 | 08 | 801.50 | 4665 / 4880 |
| | 2" | 50 | 04 | 1536.50 | 4666 / 4881 |
| POWDER COATED METAL CLAMP  | 1/2" | 15 | 300 | 17.50 | 9106 |
| | 3/4" | 20 | 300 | 17.50 | 9107 |
| | 1" | 25 | 200 | 19.00 | 9108 |
| | 1-1/4" | 32 | 150 | 19.00 | 9109 |
| | 1-1/2" | 40 | 150 | 20.00 | 9110 |
| | 2" | 50 | 120 | 22.00 | 9111 |
| THREADED END PLUG  | 1/2" | 15 | 500 | 12.00 | 4577 |
| | 3/4" | 20 | 240 | 12.50 | 4578 |
| PIPE CLIP  | 1/2" | 15 | 300 | 2.50 | 4643 |
| | 3/4" | 20 | 1000 | 4.50 | 4644 |
| | 1" | 25 | 800 | 5.50 | 4840 |
| | 1-1/4" | 32 | 250 | 6.00 | 4646 |
| | 1-1/2" | 40 | 250 | 16.00 | 4647 |
| | 2" | 50 | 175 | 18.50 | 4648 |
| FAUCET VALVE AS PER ISO-4422  | 1/2" | 15 | 180 | 102.00 | 4784 |
| | 1/2" | 15 | 180 | 96.00 | 4785 |
| SWEEP BEND  | 1/2" | 15 | 120 | 30.50 | 4801 |
| | 3/4" | 20 | 100 | 46.50 | 4802 |
| | 1" | 25 | 50 | 77.50 | 4803 |
| | 1-1/4" | 32 | 30 | 131.50 | 4804 |
| NON RETURN VALVE  | 3/4" | 20 | 36 | 245.50 | 4792 |
| | 1" | 25 | 36 | 359.00 | 4793 |
| HEX NIPPLE  | 1/2" | 15 | 600 | 5.00 | 4786 |
| | 3/4" | 20 | 500 | 8.50 | 4787 |
| | 1" | 25 | 350 | 13.50 | 4788 |
| | 1-1/4" | 32 | 200 | 21.50 | 4789 |
| | 1-1/2" | 40 | 140 | 32.50 | 4790 |
| | 2" | 50 | 40 | 52.50 | 4791 |
| Y STRAINER  | 1" | 25 | 36 | 963.00 | 4805 |
| | CONVERTER COUPLER UPVC-AGRI | | | | |
|  | 1/2" | 15 | 500 | 15.00 | 4794 |
| | 1" | 25 | 200 | 36.00 | 4795 |






ASTM FITTINGS IN SCH 80 AS PER IS ASTM D-2467

| Product Name | Size | | Std. Pkg | MRP / per Pc | Product Code |
|---|--------|----|----------|--------------|--------------|
| | Inch | MM | | | |
| CONVERTER COUPLER UPVC-CPVC | | | | | |
|  | 1/2" | 15 | 500 | 19.00 | 4796 |
| | 3/4" | 20 | 300 | 26.00 | 4797 |
| | 1" | 25 | 200 | 40.00 | 4798 |
| | 1-1/4" | 32 | 120 | 62.00 | 4799 |
| | 1-1/2" | 40 | 90 | 108.00 | 4800 |
| THRD. ELBOW (90°) | | | | | |
|  | 1/2" | 15 | 405 | 14.50 | 4523 |
| | 3/4" | 20 | 105 | 22.50 | 4524 |
| | 1" | 25 | 60 | 40.00 | 4525 |
| | 1-1/4" | 32 | 32 | 60.00 | 4526 |
| | 1-1/2" | 40 | 24 | 79.50 | 4527 |
| 2" | 50 | 14 | 122.00 | 4528 | |
| THRD. TEE | | | | | |
|  | 1/2" | 15 | 110 | 19.00 | 4557 |
| | 3/4" | 20 | 72 | 27.50 | 4558 |
| | 1" | 25 | 45 | 44.50 | 4559 |
| | 1-1/4" | 32 | 24 | 65.00 | 4560 |
| | 1-1/2" | 40 | 16 | 88.50 | 4561 |
| 2" | 50 | 12 | 136.50 | 4562 | |





ASTM PIPES IN SCH 40 AS PER IS ASTM D-1785

| Product Name | Size | | Std. Pkg | MRP / Mtr. | MRP / 3 Mtr. | MRP / 6 Mtr. |
|---|--------|-----|----------|------------|--------------|--------------|
| | Inch | MM | | | | |
| PIPES SCH-40 (3 Mtr & 6 Mtr) | | | | | | |
|  | 2 1/2" | 65 | 5 | 552.00 | 1656.00 | 3312.00 |
| | 3" | 80 | 3 | 743.50 | 2230.50 | 4461.00 |
| | 4" | 100 | 2 | 1057.00 | 3171.00 | 6342.00 |
| | 6" | 150 | 1 | 1911.50 | 5734.50 | 11469.00 |
| | 8" | 200 | 1 | 2846.00 | 8538.00 | 17076.00 |


ASTM FITTINGS IN SCH 80 AS PER IS ASTM D-2467

| Product Name | Size | | Std. Pkg | MRP / per Pc | Product Code |
|---|--------|-----|----------|--------------|--------------------|
| | Inch | MM | | | |
| COUPLER | | | | | |
|  | 2-1/2" | 65 | 28 | 128.50 | 4507 |
| | 3" | 80 | 16 | 184.00 | 4508 |
| | 4" | 100 | 10 | 297.00 | 4509 |
| | 6" | 150 | 10 | 1133.00 | 4510 |
| | 8" | 200 | 04 | 4585.50 | 4511 |
| ELBOW (90°) | | | | | |
|  | 2-1/2" | 65 | 15 | 220.50 | 4518 |
| | 3" | 80 | 10 | 327.50 | 4519 |
| | 4" | 100 | 06 | 547.00 | 4520 |
| | 6" | 150 | 04 | 2521.50 | 4521 |
| | 8" | 200 | 02 | 9200.00 | 4522 |
| ELBOW (45°) | | | | | |
|  | 2-1/2" | 65 | 16 | 179.50 | 4538 |
| | 3" | 80 | 10 | 258.00 | 4539 |
| | 4" | 100 | 06 | 442.00 | 4540 |
| | 6" | 150 | 05 | 1775.50 | 4541 |
| | 8" | 200 | 02 | 7009.00 | 4542 |
| ENDCAP | | | | | |
|  | 2-1/2" | 65 | 60 | 82.00 | 4572 |
| | 3" | 80 | 32 | 129.50 | 4573 |
| | 4" | 100 | 18 | 240.50 | 4574 |
| | 6" | 150 | 15 | 1068.50 | 4575 |
| | 8" | 200 | 01 | 1085.50 | 4576 |
| BALL VALVE (Compact) | | | | | |
|  | 2-1/2" | 65 | 12 | 1353.00 | 4658 / 4888 |
| | 3" | 80 | 08 | 1920.50 | 4659 / 4889 |
| | 4" | 100 | 03 | 4426.00 | 4660 / 4890 |





ASTM FITTINGS IN SCH 80 AS PER IS ASTM D-2467

| Product Name | Size | | Std. Pkg | MRP / per Pc | Product Code |
|---|--------|-----|----------|--------------|--------------|
| | Inch | MM | | | |
| BALL VALVE HANDLE | | | | | |
|  | 1/2" | 15 | 500 | 19.00 | 4667 |
| | 3/4" | 20 | 360 | 25.00 | 4668 |
| | 1" | 25 | 150 | 43.00 | 4669 |
| | 1-1/4" | 32 | 120 | 52.00 | 4670 |
| | 1-1/2" | 40 | 90 | 67.50 | 4671 |
| | 2" | 50 | 32 | 123.00 | 4672 |
| SOLVENT CEMENT MEDIUM ASTM D-2564 | | | | | |
|  | 118 ML | TIN | 144 | 153.00 | 9010 |
| | 237 ML | TIN | 96 | 219.00 | 9011 |
| | 473 ML | TIN | 48 | 438.00 | 9012 |
| SOLVENT CEMENT HEAVY ASTM D-2564 | | | | | |
|  | 118 ML | TIN | 144 | 185.00 | 9013 |
| | 237 ML | TIN | 96 | 267.00 | 9014 |
| | 473 ML | TIN | 48 | 492.00 | 9015 |
| PRIMER MEETS ASTM F-656 | | | | | |
|  | 237 ML | TIN | 96 | 291.00 | 9029 |


ASTM PIPES IN SCH 80 AS PER IS ASTM D-1785

| Product Name | Size | | Std. Pkg | MRP / Mtr. | MRP / 3 Mtr. | MRP / 6 Mtr. |
|---|--------|-----|----------|------------|--------------|--------------|
| | Inch | MM | | | | |
| PIPES SCH-80 (3 Mtr & 6 Mtr) | | | | | | |
|  | 2 1/2" | 65 | 5 | 748.50 | 2245.50 | 4491.00 |
| | 3" | 80 | 3 | 1001.00 | 3003.00 | 6006.00 |
| | 4" | 100 | 2 | 1464.50 | 4393.50 | 8787.00 |
| | 6" | 150 | 1 | 2861.00 | 8583.00 | 17166.00 |
| | 8" | 200 | 1 | 4301.50 | 12904.50 | 25809.00 |


ASTM FITTINGS IN SCH 80 AS PER IS ASTM D-2467

| Product Name | Size | | Std. Pkg | MRP / per Pc | Product Code |
|---|-------------|----------|----------|--------------|--------------|
| | Inch | MM | | | |
| TEE | | | | | |
|  | 2-1/2" | 65 | 12 | 283.00 | 4549 |
| | 3" | 80 | 06 | 413.50 | 4550 |
| | 4" | 100 | 04 | 731.00 | 4551 |
| | 6" | 150 | 03 | 2778.00 | 4552 |
| | 8" | 200 | 02 | 13001.50 | 4553 |
| TEE | | | | | |
|  | 2-1/2" | 65 | 28 | 107.50 | 4585 |
| | 3" | 80 | 24 | 144.00 | 4586 |
| | 4" | 100 | 15 | 250.50 | 4587 |
| FTA | | | | | |
|  | 2-1/2" | 65 | 25 | 110.50 | 4602 |
| | 3" | 80 | 20 | 151.50 | 4603 |
| | 4" | 100 | 10 | 244.00 | 4604 |
| REDUCING BUSH | | | | | |
|  | 2 1/2" x 2" | 65 x 50 | 50 | 63.00 | 4724 |
| | 3" x 1 1/2" | 80 x 40 | 56 | 215.50 | 4725 |
| | 3" x 2" | 80 x 50 | 56 | 224.00 | 4726 |
| | 3" x 2 1/2" | 80 x 65 | 32 | 241.00 | 4727 |
| | 4" x 2" | 100 x 50 | 36 | 379.00 | 4728 |
| | 4" x 3" | 100 x 80 | 16 | 402.00 | 4729 |
| 6" x 4" | 150 x 100 | 14 | 940.00 | 4730 | |

ASTM FITTINGS IN SCH 80 AS PER IS ASTM D-2467

| Product Name | Size Inch | MM | Std. Pkg | MRP / Pc | Product Code |
|--|-----------------|----------|----------|-------------|--------------|
| REDUCING TEE  | 2 1/2" x 1/2" | 65 x 15 | 14 | 243.00 | 4749 |
| | 2 1/2" x 3/4" | 65 x 20 | 14 | 244.00 | 4750 |
| | 2 1/2" x 1" | 65 x 25 | 14 | 246.50 | 4751 |
| | 2 1/2" x 1 1/4" | 65 x 32 | 14 | 251.00 | 4752 |
| | 2 1/2" x 1 1/2" | 65 x 40 | 14 | 252.50 | 4753 |
| | 2 1/2" x 2" | 65 x 50 | 14 | 260.00 | 4754 |
| | 3" x 1/2" | 80 x 15 | 09 | 356.00 | 4755 |
| | 3" x 3/4" | 80 x 20 | 09 | 357.00 | 4756 |
| | 3" x 1" | 80 x 25 | 09 | 359.50 | 4757 |
| | 3" x 1 1/4" | 80 x 32 | 09 | 362.00 | 4758 |
| | 3" x 1 1/2" | 80 x 40 | 09 | 368.00 | 4759 |
| | 3" x 2" | 80 x 50 | 09 | 375.00 | 4760 |
| | 3" x 2 1/2" | 80 x 65 | 09 | 393.50 | 4761 |
| | 4" x 1/2" | 100 x 15 | 06 | 630.50 | 4762 |
| | 4" x 3/4" | 100 x 20 | 05 | 632.50 | 4763 |
| | 4" x 1" | 100 x 25 | 05 | 636.00 | 4764 |
| | 4" x 1 1/4" | 100 x 32 | 05 | 637.50 | 4765 |
| | 4" x 1 1/2" | 100 x 40 | 05 | 640.00 | 4766 |
| | 4" x 2" | 100 x 50 | 05 | 646.50 | 4767 |
| | 4" x 2 1/2" | 100 x 65 | 05 | 663.00 | 4768 |
| 4" x 3" | 100 x 80 | 04 | 679.50 | 4769 | |

ASTM FITTINGS IN SCH 80 AS PER IS ASTM D-2467

| Product Name | Size Inch | MM | Std. Pkg | MRP / Pc | Product Code |
|---|-----------------|----------|----------|-------------|--------------|
| REDUCER  | 2 1/2" x 1/2" | 65 x 15 | 48 | 91.00 | 4688 |
| | 2 1/2" x 3/4" | 65 x 20 | 48 | 91.50 | 4689 |
| | 2 1/2" x 1" | 65 x 25 | 48 | 90.00 | 4690 |
| | 2 1/2" x 1 1/4" | 65 x 32 | 50 | 108.50 | 4691 |
| | 2 1/2" x 1 1/2" | 65 x 40 | 40 | 112.00 | 4692 |
| | 2 1/2" x 2" | 65 x 50 | 36 | 114.50 | 4693 |
| | 3" x 1/2" | 80 x 15 | 24 | 123.00 | 4694 |
| | 3" x 3/4" | 80 x 20 | 32 | 125.50 | 4695 |
| | 3" x 1" | 80 x 25 | 32 | 129.50 | 4696 |
| | 3" x 1 1/4" | 80 x 32 | 40 | 129.50 | 4697 |
| | 3" x 1 1/2" | 80 x 40 | 25 | 145.50 | 4698 |
| | 3" x 2" | 80 x 50 | 20 | 152.00 | 4699 |
| | 3" x 1/2" | 80 x 65 | 25 | 170.00 | 4700 |
| | 4" x 1/2" | 100 x 15 | 20 | 210.50 | 4701 |
| | 4" x 3/4" | 100 x 20 | 20 | 212.00 | 4702 |
| | 4" x 1" | 100 x 25 | 20 | 213.50 | 4703 |
| | 4" x 1 1/4" | 100 x 32 | 16 | 216.00 | 4704 |
| | 4" x 1 1/2" | 100 x 40 | 16 | 217.50 | 4705 |
| | 4" x 2" | 100 x 50 | 16 | 222.50 | 4706 |
| | 4" x 2 1/2" | 100 x 65 | 12 | 272.00 | 4707 |
| 4" x 3" | 100 x 80 | 14 | 279.00 | 4708 | |

UNION



| | | | | |
|--------|-----|----|--------|-------------|
| 2-1/2" | 65 | 15 | 448.50 | 4619 |
| 3" | 80 | 10 | 614.00 | 4620 |
| 4" | 100 | 05 | 923.50 | 4621 |

TANK NIPPLE



| | | | | |
|--------|-----|----|--------|-------------|
| 2-1/2" | 65 | 20 | 193.50 | 4634 |
| 3" | 80 | 16 | 292.50 | 4635 |
| 4" | 100 | 05 | 578.00 | 4636 |

MTA (Brass Insert)



| | | | | |
|--------|----|----|---------|-------------|
| 2-1/2" | 65 | 06 | 1753.50 | 4594 |
| 3" | 80 | 05 | 1792.00 | 4595 |

PIPE CLIP



| | | | | |
|--------|-----|-----|-------|-------------|
| 2-1/2" | 65 | 100 | 22.00 | 4649 |
| 3" | 80 | 88 | 25.00 | 4650 |
| 4" | 100 | 60 | 29.50 | 4651 |

FTA (Brass Insert)



| | | | | |
|--------|----|----|---------|-------------|
| 2-1/2" | 65 | 06 | 1169.00 | 4611 |
| 3" | 80 | 05 | 1760.50 | 4612 |

FLANGE OPEN



| | | | | |
|--------|-----|----|---------|-------------|
| 1" | 25 | 70 | 117.50 | 4828 |
| 1 1/4" | 40 | 60 | 143.00 | 4826 |
| 1 1/2" | 40 | 40 | 162.50 | 4822 |
| 2" | 50 | 30 | 219.50 | 4823 |
| 2 1/2" | 65 | 06 | 343.00 | 4820 |
| 3" | 80 | 06 | 405.00 | 4817 |
| 4" | 100 | 04 | 655.00 | 4807 |
| 6" | 150 | 02 | 1005.00 | 4808 |

FLANGE CLOSE



| | | | | |
|--------|-----|----|--------|-------------|
| 1" | 25 | 80 | 114.00 | 4827 |
| 1 1/4" | 40 | 80 | 137.50 | 4821 |
| 1 1/2" | 40 | 40 | 162.50 | 4825 |
| 2" | 50 | 30 | 222.00 | 4824 |
| 2 1/2" | 65 | 06 | 353.00 | 4818 |
| 3" | 80 | 06 | 405.00 | 4816 |
| 4" | 100 | 06 | 626.00 | 4806 |
| 6" | 150 | 04 | 954.00 | 4819 |

SELFIT PIPES MRP / 6 MTR - IS:4985

Rate Per Pipe



| OD-MM | CLASS-1 2.5 Kg/Cm ² | CLASS-2 4 Kg/Cm ² | CLASS-3 6 Kg/Cm ² | CLASS-4 8 Kg/Cm ² | CLASS-5 10 Kg/Cm ² | HEAVY PLUMBING 15 Kg/Cm ² |
|-------|-----------------------------------|---------------------------------|---------------------------------|---------------------------------|----------------------------------|---|
| 20 | | | | | 210.00 | 435.00 |
| 25 | | | | 294.00 | 312.00 | 591.00 |
| 32 | | | | 447.00 | 498.00 | 888.00 |
| 40 | | | 504.00 | 639.00 | 738.00 | 1170.00 |
| 50 | | | 756.00 | 1017.00 | 1197.00 | 1497.00 |
| 63 | | 834.00 | 1200.00 | 1542.00 | 1845.00 | |
| 75 | | 1182.00 | 1671.00 | 2121.00 | 2628.00 | |
| 90 | 1062.00 | 1653.00 | 2409.00 | 3054.00 | 3729.00 | |
| 110 | 1575.00 | 2403.00 | 3486.00 | 4554.00 | 5613.00 | |
| 125 | 2034.00 | 3180.00 | 4602.00 | 5919.00 | 7224.00 | |
| 140 | 2505.00 | 3912.00 | 5706.00 | 7497.00 | 9030.00 | |
| 160 | 3267.00 | 5106.00 | 7383.00 | 9744.00 | 11742.00 | |
| 180 | 4209.00 | 6624.00 | 9495.00 | 12231.00 | 14970.00 | |
| 200 | 5184.00 | 8037.00 | 11634.00 | 15147.00 | 18498.00 | |
| 225 | 6873.00 | 10458.00 | 15201.00 | 19587.00 | 24174.00 | |
| 250 | 8301.00 | 12819.00 | 19026.00 | 24756.00 | 30096.00 | ML REGULAR HEAVY |
| 280 | 10635.00 | 16251.00 | 23820.00 | 30810.00 | 37695.00 | 100 83.00 202.00 |
| 315 | 13362.00 | 20739.00 | 30348.00 | 38997.00 | 47811.00 | 500 239.00 352.00 |
| 355 | 16932.00 | 26277.00 | 38487.00 | 49980.00 | 60762.00 | 1000 377.00 593.00 |
| 400 | 21525.00 | 33426.00 | 49227.00 | 71301.00 | 88515.00 | 5000 1800.00 2727.00 |



**SOLVENT
CEMENT**

SLOTTED PIPES MRP / 6 MTR - IS:4985



| OD-MM | 75 | 110 | 140 | 160 | 180 | 200 | 225 | 250 | 315 |
|-----------------------|---------|---------|---------|----------|----------|----------|----------|----------|----------|
| 4 Kg/Cm ² | | | | | | | | | |
| 6 Kg/Cm ² | 1950.00 | 3765.00 | 6162.00 | 7974.00 | 10254.00 | 12564.00 | 16416.00 | 20547.00 | 32775.00 |
| 8 Kg/Cm ² | | | | 10608.00 | | | | | |
| 10 Kg/Cm ² | | 6528.00 | | 12681.00 | | 19572.00 | | 31827.00 | |

COLUMN PIPES

COLUMN PIPES MRP / 3 MTR



| | 1" | 1 1/4" | 1 1/2" | 2" | 2 1/2" | 3" | 4" |
|----------------------|--------|---------|---------|---------|---------|---------|---------|
| V4 | | | | | | | |
| V4-12.5KG | 427.50 | 663.00 | | | | | |
| V4-15KG | 483.00 | 702.00 | 898.50 | | | | |
| CRYSTAL | 552.00 | 787.50 | 994.50 | 1369.50 | | | |
| MEDIUM | | | | 1186.50 | 1561.50 | 2149.50 | 3027.00 |
| STANDARD (19KG) | | | | 1425.00 | | | |
| STANDARD | 669.00 | 967.50 | 1123.50 | 1456.50 | 1972.50 | 2860.50 | 4123.50 |
| HEAVY | | 1179.00 | 1492.50 | 1846.50 | 2730.00 | 3675.00 | 6429.00 |
| SUPER HEAVY | | 1395.00 | 1737.00 | 2370.00 | | | |
| BELL END V4 - 12.5KG | 325.50 | 516.00 | | | | | |
| BELL END V4 - 15KG | 379.50 | 562.50 | 739.50 | | | | |
| BELL END CRYSTAL | 427.50 | 645.00 | 871.50 | | | | |
| BELL END STANDARD | 544.50 | 733.50 | 978.50 | | | | |
| METAL ADAPTOR SET | 862.50 | 991.50 | 1175.50 | 1692.00 | 2368.50 | | |

COLUMN PIPES MRP / 1.5 MTR



| | | | | | | | |
|--------------------|--|--|--------|---------|---------|---------|--|
| BELL END V4 - 15KG | | | 552.75 | | | | |
| CRYSTAL | | | 639.00 | | | | |
| MEDIUM | | | | 762.75 | 965.25 | 1382.25 | |
| STANDARD | | | 718.50 | 942.75 | 1216.50 | 1741.50 | |
| HEAVY | | | 890.25 | 1205.25 | 1617.00 | 2184.00 | |

SDR BLUE PIPES MRP / 6 MTR



| OD-MM | 110 | 125 | 140 | 160 | 180 | 200 | 225 |
|--------------------|---------|---------|---------|---------|---------|----------|----------|
| SDR - 52 | 1956.00 | | 3318.00 | 4164.00 | 5358.00 | 6387.00 | |
| SDR - 35 | 2835.00 | 3711.00 | 4647.00 | 5877.00 | 7524.00 | 9360.00 | 11940.00 |
| SDR - 35 (SLOTTED) | 3063.00 | 4008.00 | 5019.00 | 6348.00 | 8127.00 | 10110.00 | 12930.00 |

CM & CS CASING PIPES MRP / 3 MTR IS:12818




| OD-MM | 40 | 50 | 80 | 100 | 113 | 125 | 150 | 175 | 180 | 200 | 213 | 225 | 250 |
|------------|--------|---------|---------|---------|---------|---------|---------|----------|---------|----------|----------|----------|----------|
| CD PLAIN | | | | 3289.50 | 3919.50 | 4720.50 | 6694.50 | 10155.00 | | 12586.50 | | | 19110.00 |
| CM PLAIN | 709.50 | 1027.50 | 1539.00 | 2472.00 | 2961.00 | 3975.00 | 5326.50 | 7584.00 | 6285.00 | 9742.50 | 10584.00 | 12216.00 | 15268.50 |
| CS PLAIN | | | | | | 3295.50 | 4152.00 | 6174.00 | 4834.50 | 7576.50 | 8245.50 | 9397.50 | 11883.00 |
| CM SLOTTED | | | | 2670.00 | 3198.00 | 4293.00 | 5725.50 | 8190.00 | 6786.00 | 10522.50 | 11431.50 | 13074.00 | |
| CS SLOTTED | | | | | | 3517.50 | 4482.00 | 6667.50 | 5223.00 | 8184.00 | | 10149.00 | 12816.00 |

RIGID MOULDED FITTINGS - IS:7834







MRP / per Pc

| ELBOW | 20 | 25 | 32 | 40 | 50 | 63 | 75 | 90 | 110 | 140 | 160 | 180 | 200 |
|--|---------|---------|---------|---------|---------|--------|----------|---------|----------|----------|----------|-----------|---------|
| 6 Kg | | | | | | 63.50 | 83.50 | 152.00 | 218.00 | 424.00 | 638.50 | 967.50 | 1323.00 |
| 10 Kg | 8.50 | 11.50 | 16.00 | 26.00 | 46.50 | 86.50 | 138.00 | 234.00 | 414.00 | 1013.00 | 1800.50 | | 3706.50 |
| 45° - 6 Kg | | | | | | 59.00 | 78.50 | 125.00 | 171.00 | | | | 973.00 |
| 45° - 10 Kg | 8.50 | 11.50 | 20.00 | 25.00 | 43.00 | | | | | | | | |
| Thrd-10 Kg | 17.00 | 30.00 | 47.00 | 100.50 | 117.00 | 196.50 | 438.50 | 601.00 | | | | | |
| TEE | 20 | 25 | 32 | 40 | 50 | 63 | 75 | 90 | 110 | 140 | 160 | 180 | 200 |
| 6 Kg | | | | | | 73.00 | 108.50 | 175.50 | 295.00 | 568.00 | 934.50 | 1262.00 | 1729.50 |
| 10 Kg | 11.00 | 15.00 | 21.00 | 35.00 | 62.50 | 115.00 | 189.00 | 315.50 | 558.00 | 1409.50 | 2358.00 | | 4972.00 |
| COUPLER | 20 | 25 | 32 | 40 | 50 | 63 | 75 | 90 | 110 | 140 | 160 | 180 | 200 |
| 6 Kg | | | | | | 34.00 | 44.00 | 75.00 | 121.00 | 234.00 | 317.00 | | |
| 10 Kg | 7.00 | 7.50 | 10.50 | 14.50 | 21.50 | 88.00 | 150.50 | 251.00 | 375.00 | | | | |
| MTA | 20 | 25 | 32 | 40 | 50 | 63 | 75 | 90 | 110 | 140 | 160 | 180 | 200 |
| 6 Kg | | | | | | 38.00 | 51.00 | 79.00 | 125.50 | 217.50 | 307.50 | | |
| 10 Kg | 6.00 | 7.00 | 10.50 | 15.00 | 25.00 | 89.00 | 155.50 | 261.00 | 456.50 | | | | |
| FTA | 20 | 25 | 32 | 40 | 50 | 63 | 75 | 90 | 110 | 140 | 160 | 180 | 200 |
| 6 Kg | | | | | | 43.50 | 71.00 | 85.50 | 150.50 | 221.50 | 296.50 | | |
| 10 Kg | 7.00 | 9.00 | 10.50 | 20.50 | 26.50 | 105.00 | 173.50 | 244.00 | 515.00 | | | | |
| END CAP | 20 | 25 | 32 | 40 | 50 | 63 | 75 | 90 | 110 | 140 | 160 | 180 | 200 |
| 6 Kg | | | | | | | 53.50 | 80.00 | 129.00 | 183.50 | 221.50 | 350.00 | 468.50 |
| 10 Kg | 4.00 | 5.50 | 8.00 | 14.50 | 21.00 | 40.50 | 114.50 | 198.00 | 304.50 | 623.50 | 876.50 | | 1776.50 |
| Thrd-6 Kg | | | | | | | 43.00 | 53.00 | 79.50 | | | | |
| Thrd-10 Kg | | | | 16.00 | 21.50 | 40.50 | | | | | | | |
| SERVICE SADDLE | 20 | 25 | 32 | 40 | 50 | 63 | 75 | 90 | 110 | 140 | 160 | 180 | 200 |
| 6 Kg | | | | | | 143.00 | 163.50 | 184.50 | 211.00 | 280.00 | 318.50 | 441.50 | 501.00 |
| NOTE: The Prices of Service Saddle from particular size to all Lower Dias is same | | | | | | | | | | | | | |
| BALL VALVE | 20 | 25 | 32 | 40 | 50 | 63 | 75 | 90 | 110 | 140 | 160 | 180 | 200 |
| | 96.00 | 148.50 | 254.00 | 359.50 | 505.00 | 788.50 | 1684.00 | 2359.00 | 4746.50 | | | | |
| BUTTER FLY VALVE | 63 | 75 | 90 | 110 | 125 | 140 | 160 | 180 | 200 | 250 | 315 | 400 | |
| GEAR TYPE | | | 5609.00 | 6057.50 | 9879.00 | | 11612.00 | | 15573.00 | 24265.50 | 35626.00 | 109728.50 | |
| HANDLE TYPE | 2378.50 | 2708.50 | 3592.50 | 4147.00 | 5345.50 | | 9121.50 | | 9346.00 | | | | |
| SINGLE Y | 20 | 25 | 32 | 40 | 50 | 63 | 75 | 90 | 110 | 140 | 160 | 180 | 200 |
| 6 Kg | | | | | | 125.00 | 183.50 | 259.00 | 433.00 | 629.50 | 887.50 | | 2717.00 |

RIGID MOULDED FITTINGS - IS:7834

| TAIL PIECE | | | | | | | | | | | | | | |
|--|----------------------------------|----------|----------|-----------|-----------|--------------------------------|-----------|-----------|-----------|--------------------------------|-----------|-----------|-----------|--|
| | 20 | 25 | 32 | 40 | 50 | 63 | 75 | 90 | 110 | 140 | 160 | 180 | 200 | |
|  | 6Kg | | | | | 35.00 | 44.00 | 69.00 | 106.50 | 172.50 | 254.00 | 409.50 | 444.00 | |
| BRASS FITTINGS | 25MM x 1/2" BRASS ELBOW - 133.50 | | | | | 25MM x 1/2" BRASS TEE - 139.50 | | | | 25MM x 1/2" BRASS FTA - 128.00 | | | | |
| SIZE | 25 x 20 | 32 x 25 | 32 x 20 | 40 x 32 | 40 x 25 | 40 x 20 | 50 x 40 | 50 x 32 | 50 x 25 | 50 x 20 | 63 x 50 | 63 x 40 | | |
| REDUCER | 7.00 | 11.00 | 11.00 | 17.50 | | | 32.00 | 40.50 | | | 40.50 | 29.50 | | |
| REDUCING TEE | 19.00 | 34.00 | 31.00 | 54.50 | 52.00 | 46.00 | 90.50 | 87.00 | 79.00 | 79.00 | 63.00 | | | |
| REDUCING BUSH | 4.50 | 7.00 | | 9.00 | | | 28.50 | 30.00 | 31.50 | | 30.50 | 29.50 | | |
| REDUCING ELBOW | 14.50 | | | | | | | | | | | | | |
| REDUCING FTA | 8.00 | 10.00 | 10.00 | | | | | | | | 41.00 | | | |
| SIZE | 63 x 32 | 63 x 25 | 75 x 63 | 75 x 50 | 75 x 40 | 75 x 32 | 90 x 75 | 90 x 63 | 90 x 50 | 110 x 90 | 110 x 75 | 110 x 63 | | |
| REDUCER | 30.50 | | 50.00 | 39.00 | 43.50 | 37.50 | 68.00 | 67.00 | 58.50 | 113.00 | 106.50 | 97.50 | | |
| REDUCING TEE | 133.50 | 121.00 | 110.50 | 105.00 | 98.00 | | 162.00 | 157.50 | 153.50 | 250.00 | 235.50 | 229.00 | | |
| REDUCING BUSH | | | 41.00 | 89.00 | 42.00 | | 64.50 | 103.00 | | 120.00 | 117.50 | 80.50 | | |
| REDUCING ELBOW | | | | | | | | | | 202.50 | 183.50 | 163.50 | | |
| REDUCING FTA | | | 57.50 | | | | 78.50 | 76.50 | | 100.00 | 96.50 | | | |
| REDUCING MTA | | | 50.00 | | | | 78.50 | | | | | | | |
| SADDLE STRIP | | | | 32.50 | 34.00 | | | | | | 95.00 | | | |
| SIZE | 140 x 110 | 140 x 90 | 140 x 75 | 160 x 140 | 160 x 110 | 160 x 90 | 180 x 160 | 180 x 140 | 180 x 110 | 200 x 180 | 200 x 160 | 200 x 140 | 200 x 110 | |
| REDUCER | 181.00 | 186.00 | 184.00 | 317.00 | 268.50 | 272.50 | 454.50 | | 420.50 | | | 588.00 | 577.50 | |
| REDUCING TEE | 470.50 | 461.50 | | 889.00 | 842.50 | | | | | | | | | |
| REDUCING BUSH | | | | 179.00 | | | 313.50 | 340.00 | | 387.00 | 437.50 | 424.50 | 414.00 | |
| REDUCING Y | | | | | 973.00 | | | | | | 1657.00 | | 1479.00 | |

RIGID FABRICATED FITTINGS IS:10124

| COUPLER | | | | | | | | | | | | | | | |
|--|--------|---------|---------|---------|---------|---------|-----------|---|-----------|-----------|-----------|---------|----------|----------|----------|
| | 63 | 75 | 90 | 110 | 140 | 160 | 180 | 200 | 225 | 250 | 280 | 315 | 355 | 400 | |
|  | 4 Kg | 19.00 | 30.50 | 56.50 | 99.50 | 183.00 | 280.50 | 399.50 | 518.00 | 737.50 | 970.00 | | 1882.50 | 2764.50 | 3784.50 |
| | 6 Kg | 28.00 | 47.50 | 87.00 | 147.00 | 285.00 | 401.50 | 518.00 | 738.50 | 1114.50 | 1465.50 | 1930.50 | 3054.00 | 4651.00 | 5639.00 |
| | 10 Kg | 47.50 | 95.50 | 138.50 | 227.00 | 427.50 | 652.00 | 891.50 | 1122.50 | | 2555.50 | 4037.00 | 6883.50 | | |
| REPAIR COUPLER | | | | | | | | | | | | | | | |
|  | 4 Kg | 170.00 | 214.50 | 274.50 | 427.00 | 611.00 | 907.00 | | | | | | | | |
| | 6 Kg | 171.50 | 215.50 | 347.00 | 694.00 | 1156.50 | 1486.00 | | 2396.00 | 5400.50 | 6895.50 | 5996.00 | 10395.50 | | 14692.50 |
| | 10 Kg | | | 638.50 | 1024.50 | | 1746.00 | | 4572.50 | 5181.00 | | | 16322.00 | | |
| BEND-90 DEG | | | | | | | | | | | | | | | |
|  | 4 Kg | | | 71.00 | 139.00 | 224.50 | 379.00 | 1236.00 | 1496.50 | 2084.50 | 2245.00 | 4276.00 | 4388.00 | 6138.50 | 8732.00 |
| | 6 Kg | 54.00 | 104.50 | 180.50 | 297.50 | 350.00 | 539.00 | 1542.50 | 1649.50 | 2457.00 | 3238.00 | 4607.50 | 6437.00 | 12457.00 | 12733.50 |
| | 10 Kg | | | 175.50 | 287.50 | 475.00 | 876.50 | 1835.00 | 2504.00 | | 5215.00 | | | | 22202.00 |
| BEND-45 DEG | | | | | | | | | | | | | | | |
|  | 4 Kg | | | | | 466.50 | 695.00 | | 1351.50 | | | | | | |
| | 6 Kg | 69.50 | 108.00 | 185.50 | 328.00 | 682.00 | 997.50 | 1684.00 | 1951.50 | 3006.00 | 3892.00 | | 7705.00 | | |
| | 10 Kg | | | 315.50 | 680.00 | | 2050.00 | | | | | | | | |
| TAIL PIECE/6Kg | | | | | | | | REDUCER / 6Kg | | | | | | | |
|  | 200 | 250 | 280 | 315 | 355 | 400 | 400 (4kg) |  | 140 x 110 | 200 x 160 | 250 x 200 | | | | |
| | 691.00 | 1229.00 | 1843.00 | 2369.50 | 3554.50 | 5524.50 | 2983.50 | | 222.00 | 1079.50 | 3929.00 | | | | |